



CL.1 Volume Control counter-clockwise closing hot 1/2" - Brushed Champagne (22kt Gold)







CL.1

36 627 707 Product version from 10/14/2020



- CASCADE structure
- Flange 2-3/8" x 2-3/8"
- with marking for hot
- Ceramic disc cartridge

(ADA)

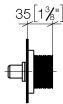
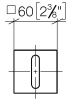
	Brushed Champagne (22kt Gold)	36 627 707-46
	Chrome	36 627 707-00
	Brushed Platinum	36 627 707-06
	Dark Chrome	36 627 707-19
	Champagne (22kt Gold)	36 627 707-47
	Brushed Dark Platinum	36 627 707-99



CL.1 Volume Control counter-clockwise closing hot 1/2" - Brushed Champagne
(22kt Gold)

CL.1

36 627 707 Product version from 10/14/2020
mm [inches]



Codes & Standards

ADA	ASME A112.18.1	cUPC	DIN 4109
ISO 3822	Scottish Water Byelaws	UK Water Supply Regulations	Ü-Zeichen

Certificates and sustainability

LGA_29	WRAS_2010	IAPMO_4976 (
--------	-----------	--------------

CL.1 Volume Control counter-clockwise closing hot 1/2" - Brushed Champagne (22kt Gold)

CL.1

36 627 707 Product version from 10/14/2020

Parts for other
finishes can be found
here: [Chrome](#)

