

## MEM Wall-mounted three-hole lavatory mixer without drain - Chrome

MEM

36 717 782 Product version from 7/1/2016 to 10/27/2020



- 9-1/2" Projection
- Rigid spout
- Rectangular aerated stream
- Valve hole diameter 1-5/8"
- Spout hole diameter 1-5/8"
- Individual flanges 2-3/8" x 2-3/8"
- Water flow rate limited to max. 1.2 gpm
- lead-free
- This product can help a building meet the requirements of Green Building Rating Systems, e.g. LEED®, BREEAM®, DGNB (ADA)

(ADA)

	Chrome	36 717 782-00 0010
	Brushed Platinum	36 717 782-06 0010
	Platinum	36 717 782-08 0010
	Dark Chrome	36 717 782-19 0010
	Brushed Durabronze (23kt Gold)	36 717 782-28 0010
	Brushed Champagne (22kt Gold)	36 717 782-46 0010
	Champagne (22kt Gold)	36 717 782-47 0010
	Brushed Dark Platinum	36 717 782-99 0010

### Required article



- Rough for wall-mounted faucet , spout in center -** 35 700 970-90 0010
- Max. rough in depth 5-7/8"
  - Min. rough in depth 4-3/8"

### Required article



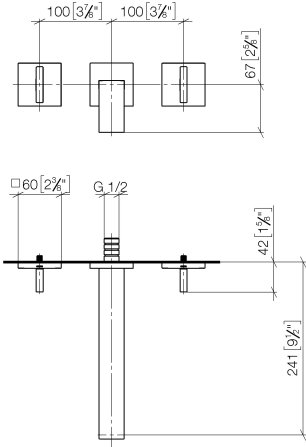
- Rough for wall-mounted faucet flexible positioning -** 35 720 970-90 0010
- Max. rough in depth 5-7/8"
  - Min. rough in depth 4-3/8"

MEM Wall-mounted three-hole lavatory mixer without drain - Chrome


MEM

36 717 782    Product version from 7/1/2016 to 10/27/2020

mm [inches]

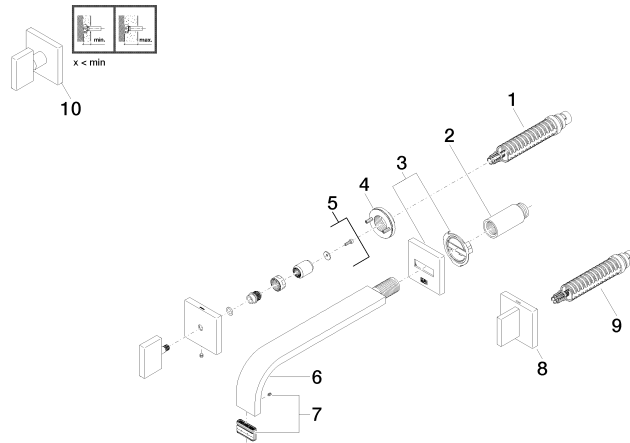


Codes & Standards

ADA	ASME A112.18.1	California Energy Commission (CEC)	cUPC
EPA WaterSense	NSF372	WaterSense	

Certificates and sustainability

IAPMO_6397	IAPMO_4976 (	IAPMO_8834
------------	--------------	------------



## Spare parts list

Number	Item Number	Designation	Number of units	Lead time
1	90 90 03 156 00 90	top	1.00	2
2	09 24 03 081 10 90	extension	1.00	2
8	90 20 78 002 06-00	handle ( cold )	1.00	10
6	04 28 22 148 10-00	spout	1.00	10
9	90 90 03 157 00 90	top	1.00	2
3	90 27 78 035 00-00	rosette	1.00	10
4	90 21 02 108 00 90	disc	2.00	2
5	90 20 78 002 07-00	handle ( hot )	1.00	10
7	90 29 03 118 00 90	aerator	1.00	2
10	90 20 78 002 01-00	handle	1.00	10