

MEM Lavatory Touchfree Faucet without drain - Chrome

MEM











44 521 782 Product version from 9/1/2025



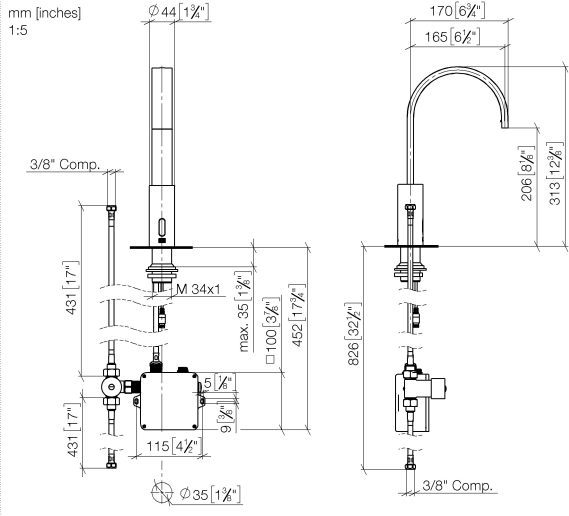
- Infrared sensor technology
- 6-1/2" Projection
- Total height 12-3/8"
- Height to aerator/spout outlet 8-1/8"
- 1-3/8" hole diameter
- Rigid spout
- Water flow rate limited to max. 1.2 gpm
- Rectangular aerated stream
- Thermal disinfection
- Automatic shut-off after 30 seconds
- Indirect temperature control (undercounter)
- Control box included
- Adjustable sensor detection range
- Battery or plug-in power supply operated (batteries not included)
- 4x AA (1.5V) batteries required
- lead-free
- 1x 3/8" flexible supply line
- This product can help a building meet the requirements of Green Building Rating Systems, e.g. LEED®, BREEAM®, DGNB

Batteries not included

NOTE: A tempering device is recommended for installation in public areas. Please refer to your local building codes.

	Chrome	44 521 782-00 0010
	Brushed Platinum	44 521 782-06 0010
	Platinum	44 521 782-08 0010
	Dark Chrome	44 521 782-19 0010
	Brushed Durabronze (23kt Gold)	44 521 782-28 0010
	Matte Black	44 521 782-33 0010
	Brushed Dark Brass	44 521 782-39 0010
	Brushed Champagne (22kt Gold)	44 521 782-46 0010
	Brushed Chrome	44 521 782-93 0010
	Brushed Dark Platinum	44 521 782-99 0010

44 521 782 Product version from 9/1/2025

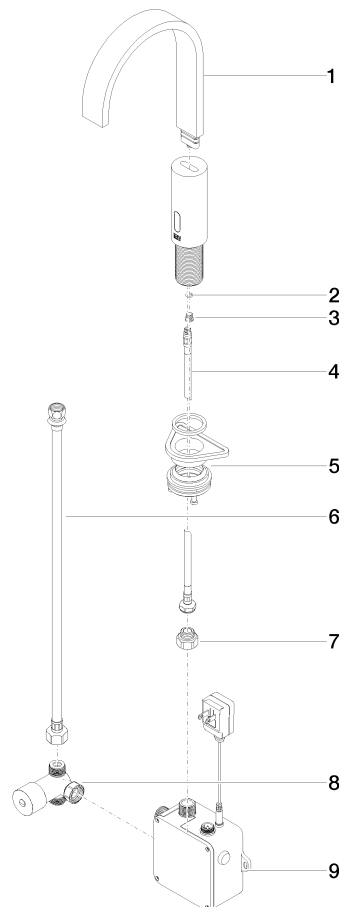


Codes & Standards

ASME A112.18.1	California Energy Commission (CEC)	cUPC	NSF372
----------------	--	------	--------

Certificates and sustainability

IAPMO_6397 IAPMO_4976 (



Spare parts list

Number	Item Number	Designation	Number of units	Lead time
1	90 28 22 373 01-00	spout	1.00	10
4	04 30 04 100 00 90	hose	2.00	2
7	09 24 03 185-00	nipple	1.00	10
5	04 23 10 044 08 90	fixing set	1.00	2
6	12 506 970 90	High pressure hoses -	1.00	2
2	09 14 10 132 90	seal	1.00	2
8	90 30 50 081 00 90	valve	1.00	2
9	90 10 01 247 02 90	valve box	1.00	2
3	09 31 20 027 10-00	plug	1.00	10