







CL.1 Three-hole lavatory mixer without drain - Brushed Dark Platinum

ST 010 101 4705



- 6-1/4" Projection
- Rigid spout
- Rectangular aerator with 40 individual streams
- Total height 4-1/4"
- Height to aerator/spout outlet 3-3/4"
- Valve hole diameter 1-1/4"
- Spout hole diameter 1-3/8"
- Flange 2-3/8" x 1-7/8"
- 2x 3/8" flexible supply lines
- Water flow rate limited to max. 1.1 gpm
- lead-free
- This product can help a building meet the requirements of Green Building Rating Systems, e.g. LEED®, BREEAM®, DGNB

	Brushed Dark Platinum	ST 010 101 4705-99
	Chrome	ST 010 101 4705-00
	Brushed Platinum	ST 010 101 4705-06
	Dark Chrome	ST 010 101 4705-19
	Brushed Champagne (22kt Gold)	ST 010 101 4705-46
	Champagne (22kt Gold)	ST 010 101 4705-47

Individual components of this set

The following components are needed for this set

1x 13 714 705-99



1x 20 004 705-99



1x 20 004 706-99



CL.1 Three-hole lavatory mixer without drain - Brushed Dark Platinum







ST 010 101 4705

CL.1 Three-hole lavatory mixer without drain - Brushed Dark Platinum

ST 010 101 4705



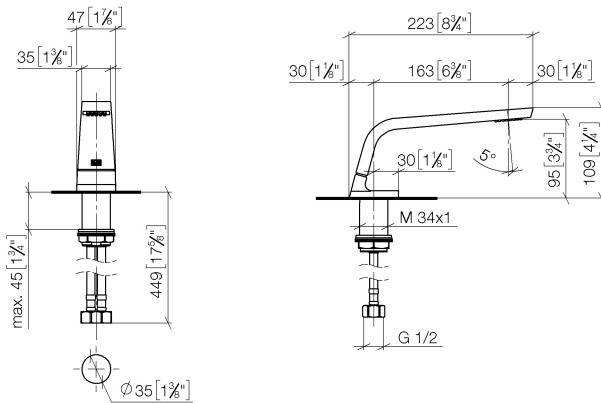
- 6-1/4" Projection
- Rigid spout
- Rectangular aerator with 40 individual streams
- Total height 4-1/4"
- Height to aerator/spout outlet 3-3/4"
- 1-3/8" hole diameter
- 2x 3/8" flexible supply lines
- 1/2" connection
- Water flow rate limited to max. 1.1 gpm
- lead-free
- This product can help a building meet the requirements of Green Building Rating Systems, e.g. LEED®, BREEAM®, DGNB

	Brushed Dark Platinum	13 714 705-99
	Chrome	13 714 705-00
	Brushed Platinum	13 714 705-06
	Dark Chrome	13 714 705-19
	Brushed Champagne (22kt Gold)	13 714 705-46
	Champagne (22kt Gold)	13 714 705-47

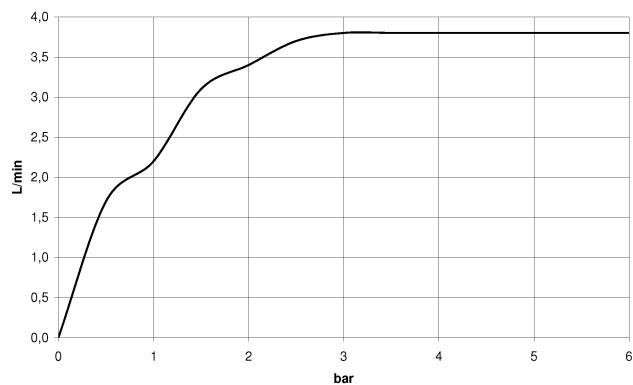
CL.1 Three-hole lavatory mixer without drain - Brushed Dark Platinum

ST 010 101 4705

mm [inches]



Flow rate chart



Codes & Standards

ASME A112.18.1	ASME A112.18.1/CSA B125.1	California Energy Commission (CEC)	cUPC
DIN 4109	EPA WaterSense	Executive Order no. 1007	ISO 3822
NSF/ANSI 372	NSF/ANSI/CAN 61	NSF372	NSF61
Scottish Water Byelaws	UK Water Supply Regulations	Ü-Zeichen	Water Sense

WaterSense





CL.1 Three-hole lavatory mixer without drain - Brushed Dark Platinum

ST 010 101 4705

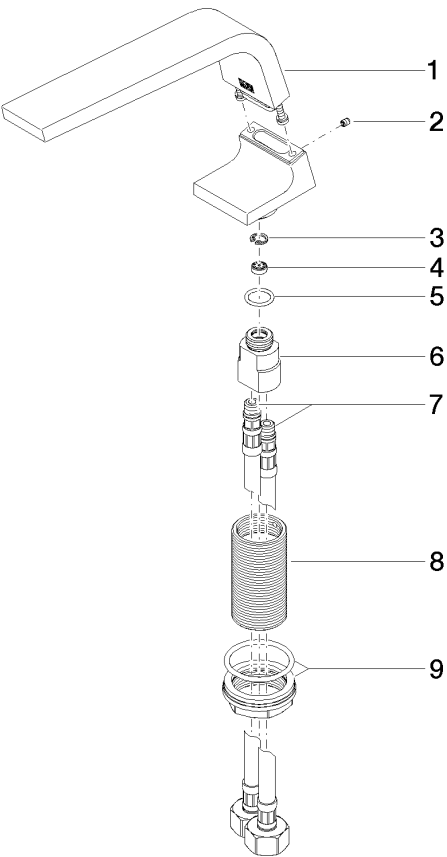
Certificates

GDV_0400	LGA_28	IAPMO_N-4	IAPMO_4976	IAPMO_8834
WRAS_1512	IAPMO_6			

CL.1 Three-hole lavatory mixer without drain - Brushed Dark Platinum

ST 010 101 4705

Parts for other
finishes can be found
here: [Chrome](#)



Spare parts list

Number	Item Number	Designation	Number of units	Lead time
1	90 11 70 002 00-99	spout	1	20
2	09 31 11 044 90	pin	1	2
3	09 16 01 016 90	ring	1	2
4	09 23 01 034 90	flow reducer	1	2
5	09 14 10 130 90	seal	1	2
6	09 11 10 055 10 90	connection	1	2
7	04 30 04 019 00 90	hose	2	2
8	09 30 01 208 90	connection	1	2
9	04 23 10 044 06 90	fixing set	1	2

CL.1 Three-hole lavatory mixer without drain - Brushed Dark Platinum

ST 010 101 4705



- 1-1/4" hole diameter
- Flange 2-3/8" x 1-7/8"
- with marking for cold

(ADA)

	Brushed Dark Platinum	20 004 705-99
	Chrome	20 004 705-00
	Brushed Platinum	20 004 705-06
	Dark Chrome	20 004 705-19
	Brushed Champagne (22kt Gold)	20 004 705-46
	Champagne (22kt Gold)	20 004 705-47

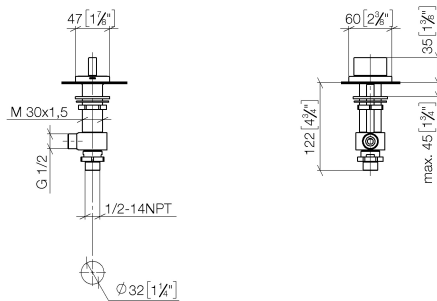
CL.1 Three-hole lavatory mixer without drain - Brushed Dark Platinum

ST 010 101 4705

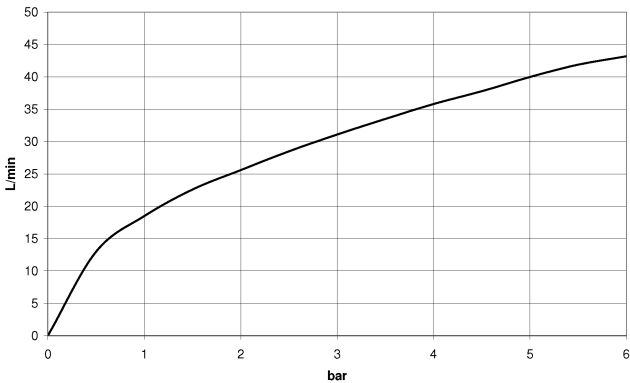
CL.1 Three-hole lavatory mixer without drain - Brushed Dark Platinum

ST 010 101 4705

mm [inches]



Flow rate chart



Codes & Standards

ADA	ASME A112.18.1	ASME A112.18.1/CSA B125.1	cUPC
DIN 4109	ISO 3822	NSF/ANSI 372	NSF/ANSI/CAN 61
NSF372	NSF61	Scottish Water Byelaws	UK Water Supply Regulations

Ü-Zeichen



CL.1 Three-hole lavatory mixer without drain - Brushed Dark Platinum

ST 010 101 4705

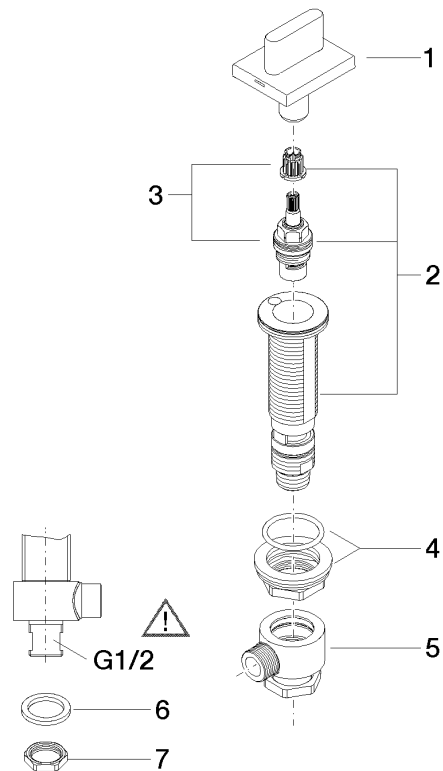
Certificates

WRAS_1804	IAPMO_N-4	LGA_28	IAPMO_4976	IAPMO_6
WRAS_240202				

CL.1 Three-hole lavatory mixer without drain - Brushed Dark Platinum

ST 010 101 4705

Parts for other
finishes can be found
here: [Chrome](#)



Spare parts list

Number	Item Number	Designation	Number of units	Lead time
1	90 20 70 051 06-99	handle (cold)	1	20
2	04 17 11 058 53 90	side panel	1	2
3	90 90 03 153 00 90	top	1	2
4	04 23 10 032 78 90	fixing set	1	2
5	04 17 11 023 10 90	distributor	1	2
6	90 23 30 040 00-99	threaded connector	1	20
7	09 30 11 059 90	disc	1	2
8	09 23 10 012 90	nut	1	2

CL.1 Three-hole lavatory mixer without drain - Brushed Dark Platinum

ST 010 101 4705



- 1-1/4" hole diameter
- Flange 2-3/8" x 1-7/8"
- with marking for hot

(ADA)

	Brushed Dark Platinum	20 004 706-99
	Chrome	20 004 706-00
	Brushed Platinum	20 004 706-06
	Dark Chrome	20 004 706-19
	Brushed Champagne (22kt Gold)	20 004 706-46
	Champagne (22kt Gold)	20 004 706-47

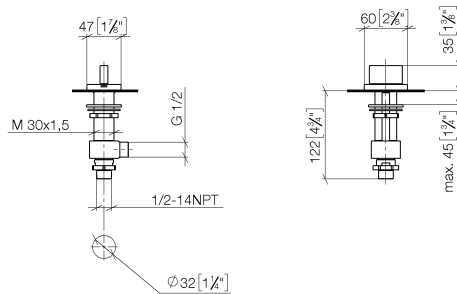
CL.1 Three-hole lavatory mixer without drain - Brushed Dark Platinum

ST 010 101 4705

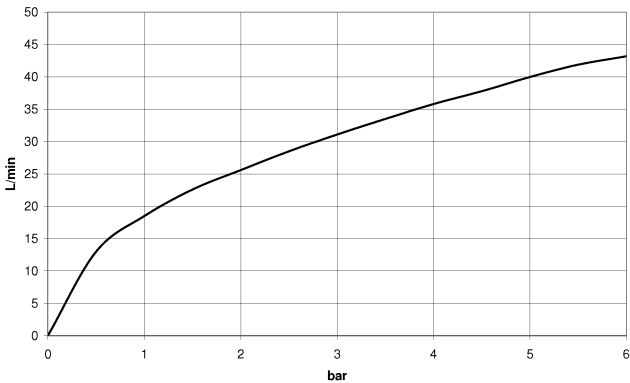
CL.1 Three-hole lavatory mixer without drain - Brushed Dark Platinum

ST 010 101 4705

mm [inches]



Flow rate chart



Codes & Standards

ADA	ASME A112.18.1	ASME A112.18.1/CSA B125.1	cUPC
DIN 4109	ISO 3822	NSF/ANSI 372	NSF/ANSI/CAN 61
NSF372	NSF61	Scottish Water Byelaws	UK Water Supply Regulations

Ü-Zeichen



CL.1 Three-hole lavatory mixer without drain - Brushed Dark Platinum

ST 010 101 4705

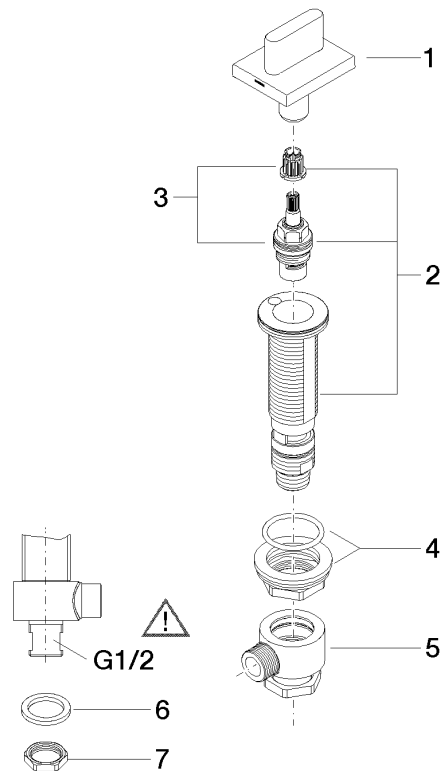
Certificates

WRAS_1804	IAPMO_N-4	LGA_28	IAPMO_4976	IAPMO_6
WRAS_240202				

CL.1 Three-hole lavatory mixer without drain - Brushed Dark Platinum

ST 010 101 4705

Parts for other
finishes can be found
here: [Chrome](#)



Spare parts list

Number	Item Number	Designation	Number of units	Lead time
1	90 20 70 051 07-99	handle (hot)	1	20
2	04 17 11 058 52 90	side panel	1	2
3	90 90 03 152 00 90	top	1	2
4	04 23 10 032 78 90	fixing set	1	2
5	04 17 11 023 10 90	distributor	1	2
6	90 23 30 040 00-99	threaded connector	1	20
7	09 30 11 059 90	disc	1	2
8	09 23 10 012 90	nut	1	2