

Exposed shower set with shower thermostat - Brushed Light Gold

ST 050 305 3979



- Projection 17-7/8"
- Rain shower: PURE RAIN, flow rate max. 1.8 gpm (at 3 bar)
- Rain shower diameter 8-5/8"
- Rain shower with descaling system
- Hand-held shower: COMPACT RAIN, flow rate max. 1.8 gpm (at 3 bar)
- Ø 3-7/8"
- Diverter with integrated volume control
- Flanges Ø 2-3/4"
- Height from center of faucet to bottom of rainhead 39-3/4"
- Height from center of faucet to top of shower arm 45-1/4"
- Center to center 5-7/8" ± 1/2"
- Metal shower hose 68-7/8" with anti-twist device
- 1/2" connection
- Slide bar
- Pipe diameter 7/8"
- This product can help a building meet the requirements of Green Building Rating Systems, e.g. LEED®, BREEAM®, DGNB

Internal backflow preventer.

NOTE: Hand shower sold separately. For more hand shower options, please see the miscellaneous articles section of each series.

	Brushed Light Gold	ST 050 305 3979-27 0010
	Chrome	ST 050 305 3979-00 0010
	Brushed Platinum	ST 050 305 3979-06 0010
	Platinum	ST 050 305 3979-08 0010
	Dark Chrome	ST 050 305 3979-19 0010
	Light gold	ST 050 305 3979-26 0010
	Brushed Durabronze (23kt Gold)	ST 050 305 3979-28 0010
	Matte Black	ST 050 305 3979-33 0010
	Brushed Dark Brass	ST 050 305 3979-39 0010
	Brushed Bronze	ST 050 305 3979-42 0010
	Brushed Champagne (22kt Gold)	ST 050 305 3979-46 0010
	Champagne (22kt Gold)	ST 050 305 3979-47 0010
	Brushed Chrome	ST 050 305 3979-93 0010
	Brushed Dark Platinum	ST 050 305 3979-99 0010

Individual components of this set

The following components are needed for this set



1x 34 459 979-27 0010

Exposed shower set with shower thermostat - Brushed Light Gold

ST 050 305 3979

Exposed shower set with shower thermostat - Brushed Light Gold

ST 050 305 3979



- Projection 17-7/8"
- Rainshower
- Rain shower with descaling system
- Rain shower diameter 8-5/8"
- Rain shower water flow rate limited to max. 1.8 gpm (at 3 bar)
- Diverter with integrated volume control
- Height from center of faucet to top of shower arm 45-1/4"
- Flanges Ø 2-3/4"
- Height from center of faucet to bottom of rainhead 39-3/4"
- Center to center 5-7/8" ± 1/2"
- Metal shower hose 68-7/8" with anti-twist device
- 1/2" connection
- Slide bar
- Pipe diameter 7/8"
- with drip prevention
- This product reduces water consumption by 28% (compared to requirements of EPA '92)
- This product contributes to meeting the requirements of the LEED® Green Building Rating

Internal backflow preventer.

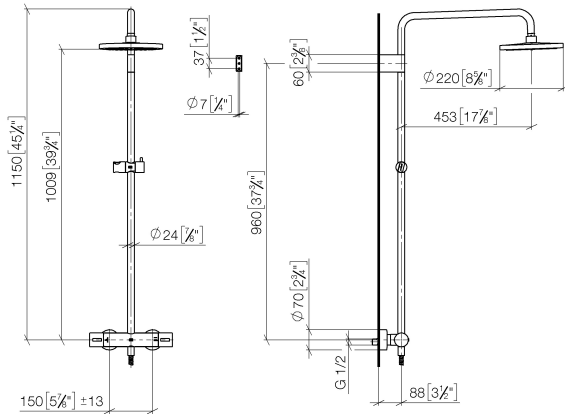
NOTE: Hand shower sold separately. Please see hand shower options under the miscellaneous articles section of each series.

	Brushed Light Gold	34 459 979-27 0010
	Chrome	34 459 979-00 0010
	Brushed Platinum	34 459 979-06 0010
	Platinum	34 459 979-08 0010
	Dark Chrome	34 459 979-19 0010
	Light gold	34 459 979-26 0010
	Brushed Durabrass (23kt Gold)	34 459 979-28 0010
	Matte Black	34 459 979-33 0010
	Brushed Bronze	34 459 979-42 0010
	Brushed Champagne (22kt Gold)	34 459 979-46 0010
	Champagne (22kt Gold)	34 459 979-47 0010
	Brushed Chrome	34 459 979-93 0010
	Brushed Dark Platinum	34 459 979-99 0010

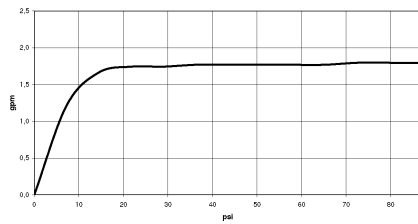
Exposed shower set with shower thermostat - Brushed Light Gold

ST 050 305 3979

mm [inches]
1:10



Flow rate chart



Codes & Standards

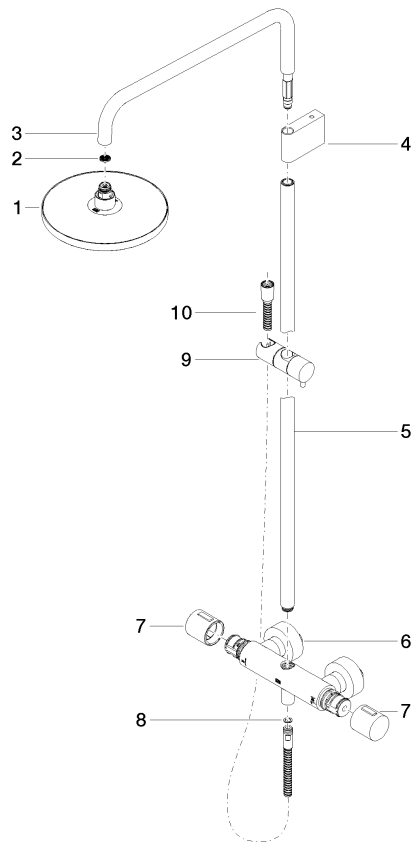
ASME
A112.18.1/CSA
B125.1

California Energy
Commission
(CEC)

Exposed shower set with shower thermostat - Brushed Light Gold

ST 050 305 3979

Parts for other
finishes can be found
here: [Chrome](#)



Spare parts list

Number	Item Number	Designation	Number of units	Lead time
1	04 12 05 092 10-27	shower	1	60
2	09 23 01 039 90	sieve	1	2
3	90 28 22 348 00-27	pipe	1	30
4	90 17 11 150 00-27	holder	1	30
5	90 28 22 349 00-27	pipe	1	30
6	04 17 01 250 00-27	connection	1	60
7	90 17 33 015 00-27	handle	2	30
8	90 14 20 026 00 90	seal	1	2
9	12 570 970-27	Slider - Brushed Light Gold	1	30
10	28 322 970-27	Metal shower hose 1/2" x 3/8" x 68-7/8" - Brushed Light Gold	1	30