










CL.1 Tub spout without diverter for deck-mounted installation - Brushed Platinum

CL.1

13 612 705    Product version from 3/9/2015 to 5/27/2021



- 7-7/8" Projection
- Rectangular aerator with 55 individual streams
- Total height 4-7/8"
- Height to aerator/spout outlet 4-1/4"
- 1-3/8" hole diameter
- 1/2" connection
- Water flow rate limited to max. 6.5 gpm

	Brushed Platinum	13 612 705-06
	Chrome	13 612 705-00
	Dark Chrome	13 612 705-19
	Brushed Champagne (22kt Gold)	13 612 705-46
	Champagne (22kt Gold)	13 612 705-47
	Brushed Dark Platinum	13 612 705-99

Required article



Hose set -

12 509 970-900010

## CL.1 Tub spout without diverter for deck-mounted installation - Brushed Platinum

CL.1

13 612 705 Product version from 3/9/2015 to 5/27/2021  
mm [inches]



Flow rate chart



### Codes & Standards

ASME A112.18.1 cUPC DIN 4109 ISO 3822

Scottish Water  
Byelaws

UK Water Supply  
Regulations

Ü-Zeichen



CL.1 Tub spout without diverter for deck-mounted installation - Brushed Platinum

CL.1

13 612 705    Product version from 3/9/2015 to 5/27/2021

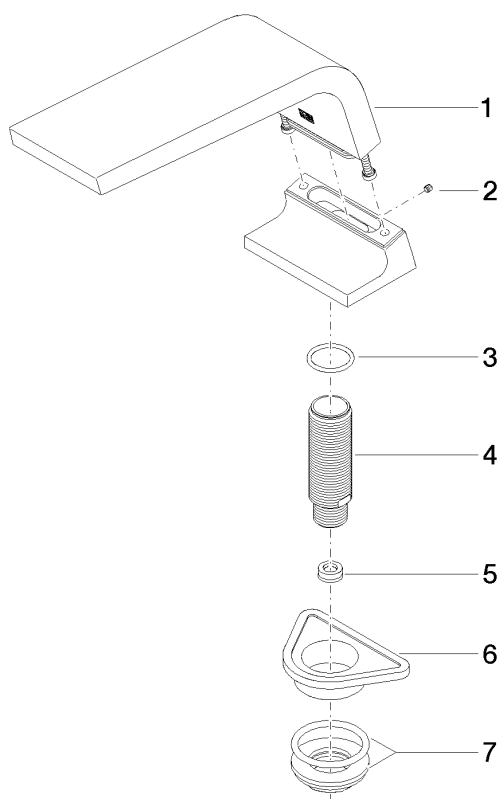
Certificates and sustainability

WRAS_1512	LGA_28	IAPMO_4976
-----------	--------	------------

## CL.1 Tub spout without diverter for deck-mounted installation - Brushed Platinum

CL.1

13 612 705 Product version from 3/9/2015 to 5/27/2021



### Spare parts list

Number	Item Number	Designation	Number of units	Lead time
7	04 23 10 004 03 90	fixing set	1.00	2
6	09 18 40 090 90	sleeve	1.00	2
4	09 30 01 117 90	connection	1.00	2
3	09 14 10 009 90	seal	1.00	2
2	09 31 11 099 90	pin	1.00	2
1	90 11 70 007 00-06	spout	1.00	10
5	09 23 01 057 90	flow reducer	1.00	2