













META Tub spout without diverter for freestanding installation - Brushed Dark Brass

META

13 672 661    Product version from 5/27/2021



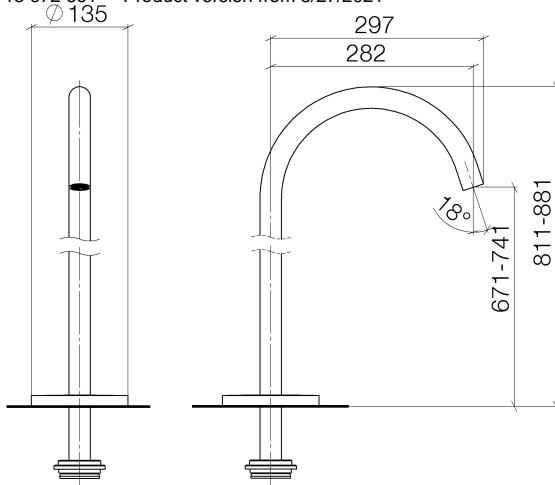
- 11-1/8" Projection
- Round aerator
- Total height 31-7/8" - 34-5/8"
- Height to aerator/spout outlet 26-3/8" - 29-1/8"
- Flanges Ø 5-3/8"
- Water flow rate limited to max. 7.6 gpm

	Brushed Dark Brass	13 672 661-39
	Chrome	13 672 661-00
	Brushed Platinum	13 672 661-06
	Dark Chrome	13 672 661-19
	Light gold	13 672 661-26
	Brushed Light Gold	13 672 661-27
	Matte Black	13 672 661-33
	Brushed Bronze	13 672 661-42
	Brushed Chrome	13 672 661-93
	Brushed Dark Platinum	13 672 661-99

## META Tub spout without diverter for freestanding installation - Brushed Dark Brass

META

13 672 661 Product version from 5/27/2021



### Flow rate chart



### Codes & Standards

DIN 4109

ISO 3822

Scottish Water  
Byelaws

UK Water Supply  
Regulations

Ü-Zeichen



## META Tub spout without diverter for freestanding installation - Brushed Dark Brass

META

---

13 672 661 Product version from 5/27/2021

Certificates and sustainability

---

LGA\_18

WRAS\_250402

## META Tub spout without diverter for freestanding installation - Brushed Dark Brass

META

13 672 661 Product version from 5/27/2021

Parts for other  
finishes can be found  
here: [Chrome](#)



### Spare parts list

Number	Item Number	Designation	Number of units	Lead time
5	09 14 10 084 90	seal	1.00	2
3	09 14 10 101 90	seal	1.00	2
2	09 29 03 127 90	aerator	1.00	60
4	09 27 85 003-39	rosette	1.00	60
1	04 30 09 027 00 90	key	1.00	2