










MEM Tub spout without diverter for freestanding installation - Dark Chrome

13 672 780



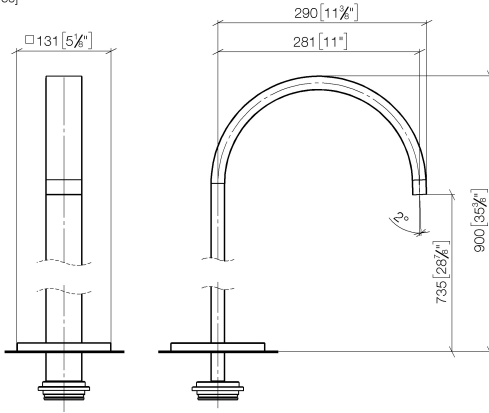
- 11" Projection
- Cascade
- Total height 32-5/8" - 35-3/8"
- Height to aerator/spout outlet 26-1/8" - 28-7/8"
- Flange 5-1/8" x 5-1/8"
- Water flow rate limited to max. 12.6 gpm

| | | |
|---|-------------------------------------|---------------|
|  | Dark Chrome | 13 672 780-19 |
|  | Chrome | 13 672 780-00 |
|  | Brushed Platinum | 13 672 780-06 |
|  | Platinum | 13 672 780-08 |
|  | Brushed Durabronze (23kt Gold) | 13 672 780-28 |
|  | Brushed Champagne (22kt Gold) | 13 672 780-46 |
|  | Champagne (22kt Gold) | 13 672 780-47 |

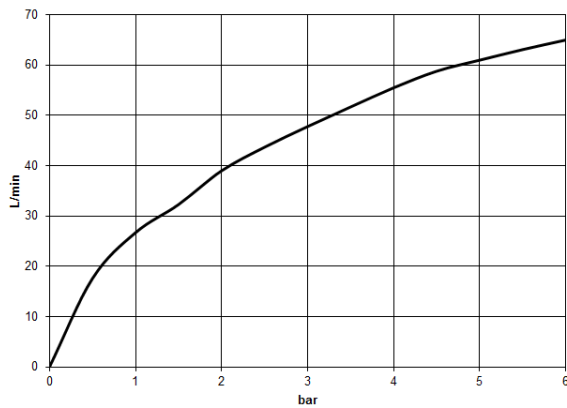
MEM Tub spout without diverter for freestanding installation - Dark Chrome

13 672 780

mm [inches]



Flow rate chart



Codes & Standards

| | | | |
|----------------|---------------------------------|------|----------|
| ASME A112.18.1 | ASME A112.18.1/CSA B125.1 | cUPC | DIN 4109 |
| ISO 3822 | Ü-Zeichen | | |



MEM Tub spout without diverter for freestanding installation - Dark Chrome

13 672 780

Certificates

IAPMO_4976

LGA_18

MEM Tub spout without diverter for freestanding installation - Dark Chrome

13 672 780

Parts for other
finishes can be found
here: [Chrome](#)

