









CL.1 Lavatory spout, deck-mounted without drain - Dark Chrome

13 714 705 Product version from 6/15/2021



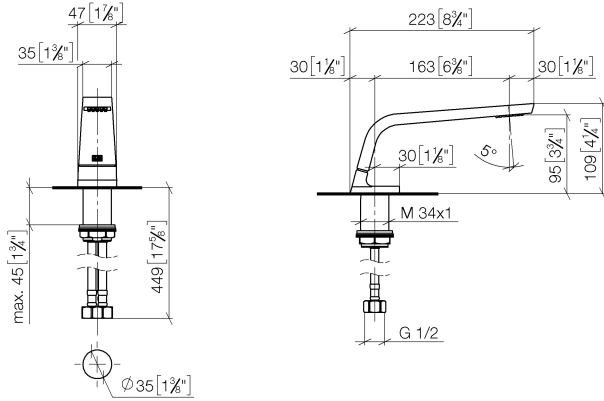
- 6-1/4" Projection
- Rigid spout
- Rectangular aerator with 40 individual streams
- Total height 4-1/4"
- Height to aerator/spout outlet 3-3/4"
- 1-3/8" hole diameter
- 2x 3/8" flexible supply lines
- 1/2" connection
- Water flow rate limited to max. 1.1 gpm
- lead-free
- This product can help a building meet the requirements of Green Building Rating Systems, e.g. LEED®, BREEAM®, DGNB

	Dark Chrome	13 714 705-19
	Chrome	13 714 705-00
	Brushed Platinum	13 714 705-06
	Brushed Champagne (22kt Gold)	13 714 705-46
	Champagne (22kt Gold)	13 714 705-47
	Brushed Dark Platinum	13 714 705-99

CL.1 Lavatory spout, deck-mounted without drain - Dark Chrome

13 714 705 Product version from 6/15/2021

mm [inches]



Flow rate chart



Codes & Standards

ASME A112.18.1	ASME A112.18.1/CSA B125.1	California Energy Commission (CEC)	cUPC
Executive Order no. 1007	NSF/ANSI 372	NSF/ANSI/CAN 61	NSF372
NSF61			



CL.1 Lavatory spout, deck-mounted without drain - Dark Chrome

13 714 705 Product version from 6/15/2021

Certificates

GDV_0400

IAPMO_N-4

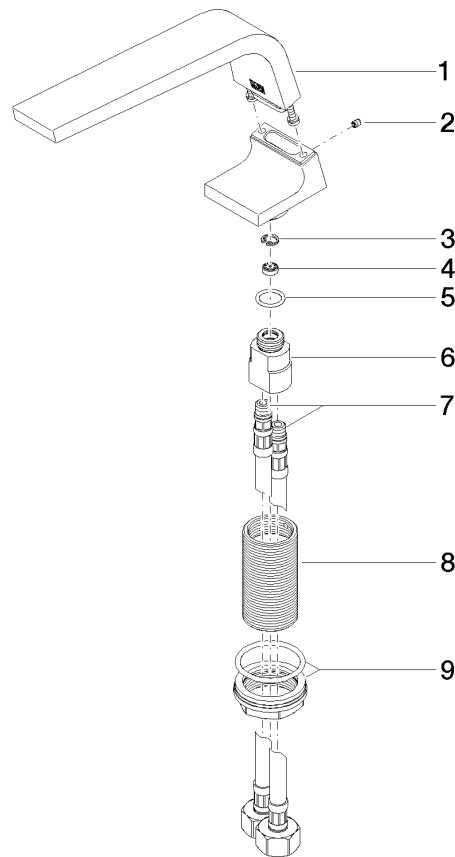
IAPMO_4976

IAPMO_6

CL.1 Lavatory spout, deck-mounted without drain - Dark Chrome

13 714 705 Product version from 6/15/2021

Parts for other finishes can be found here: [Chrome](#)



Spare parts list

Number	Item Number	Designation	Number of units	Lead time
1	90 11 70 002 00-19	spout	1	20
2	09 31 11 044 90	pin	1	2
3	09 16 01 016 90	ring	1	2
4	09 23 01 034 90	flow reducer	1	2
5	09 14 10 130 90	seal	1	2
6	09 11 10 055 10 90	connection	1	2
7	04 30 04 019 00 90	hose	2	2
8	09 30 01 208 90	connection	1	2
9	04 23 10 044 06 90	fixing set	1	2