









## CL.1 Lavatory spout, deck-mounted without drain - Brushed Champagne (22kt Gold)

13 714 705 Product version from 6/15/2021



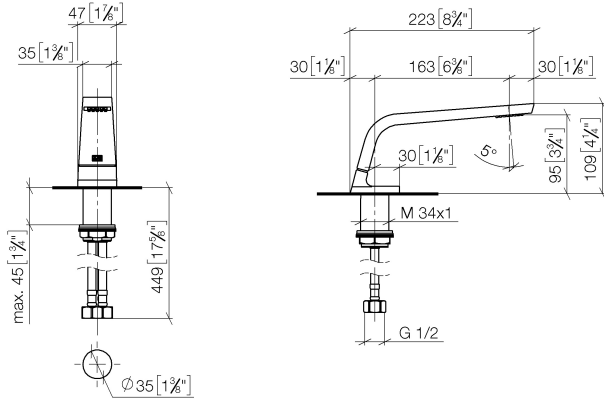
- 6-1/4" Projection
- Rigid spout
- Rectangular aerator with 40 individual streams
- Total height 4-1/4"
- Height to aerator/spout outlet 3-3/4"
- 1-3/8" hole diameter
- 2x 3/8" flexible supply lines
- 1/2" connection
- Water flow rate limited to max. 1.1 gpm
- lead-free
- This product can help a building meet the requirements of Green Building Rating Systems, e.g. LEED®, BREEAM®, DGNB

	Brushed Champagne (22kt Gold)	13 714 705-46
	Chrome	13 714 705-00
	Brushed Platinum	13 714 705-06
	Dark Chrome	13 714 705-19
	Champagne (22kt Gold)	13 714 705-47
	Brushed Dark Platinum	13 714 705-99

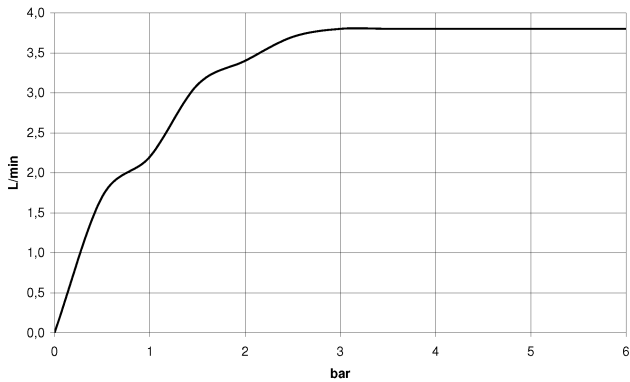


## CL.1 Lavatory spout, deck-mounted without drain - Brushed Champagne (22kt Gold)

13 714 705 Product version from 6/15/2021  
mm [inches]



### Flow rate chart



### Codes & Standards

ASME A112.18.1	ASME A112.18.1/CSA B125.1	California Energy Commission (CEC)	cUPC
Executive Order no. 1007	NSF/ANSI 372	NSF/ANSI/CAN 61	NSF372
NSF61			



## CL.1 Lavatory spout, deck-mounted without drain - Brushed Champagne (22kt Gold)

---

13 714 705 Product version from 6/15/2021

### Certificates

---

GDV\_0400

IAPMO\_N-4

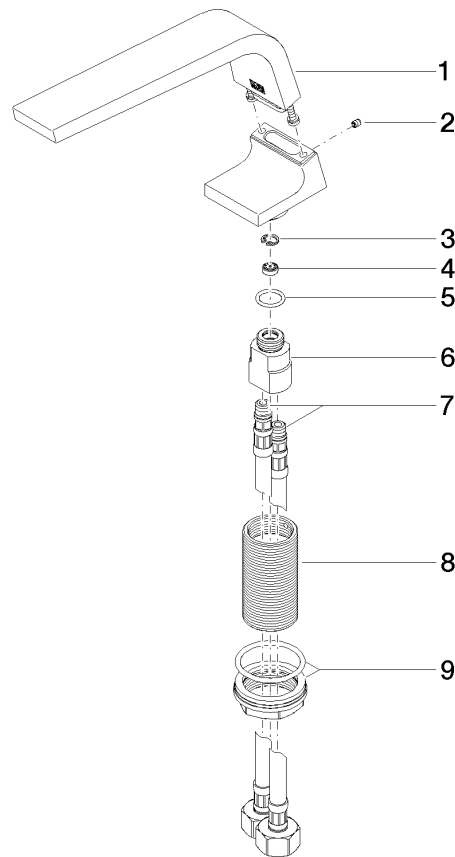
IAPMO\_4976

IAPMO\_6

**CL.1 Lavatory spout, deck-mounted without drain - Brushed Champagne (22kt Gold)**

13 714 705 Product version from 6/15/2021

Parts for other finishes can be found here: [Chrome](#)



**Spare parts list**

Number	Item Number	Designation	Number of units	Lead time
1	90 11 70 002 00-46	spout	1	30
2	09 31 11 044 90	pin	1	2
3	09 16 01 016 90	ring	1	2
4	09 23 01 034 90	flow reducer	1	2
5	09 14 10 130 90	seal	1	2
6	09 11 10 055 10 90	connection	1	2
7	04 30 04 019 00 90	hose	2	2
8	09 30 01 208 90	connection	1	2
9	04 23 10 044 06 90	fixing set	1	2