










IMO Tub spout for wall-mounted installation - Brushed Platinum

IMO

13 801 670 Product version from 4/1/2024



- 7-7/8" Projection
- Rectangular aerator
- 1-1/2" hole diameter
- 1/2" connection
- Water flow rate limited to max. 6.6 gpm

	Brushed Platinum	13 801 670-06
	Chrome	13 801 670-00
	Dark Chrome	13 801 670-19
	Brushed Light Gold	13 801 670-27
	Matte Black	13 801 670-33
	Brushed Chrome	13 801 670-93
	Brushed Dark Platinum	13 801 670-99

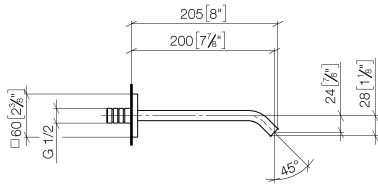
Required article

Rough-in adapter -

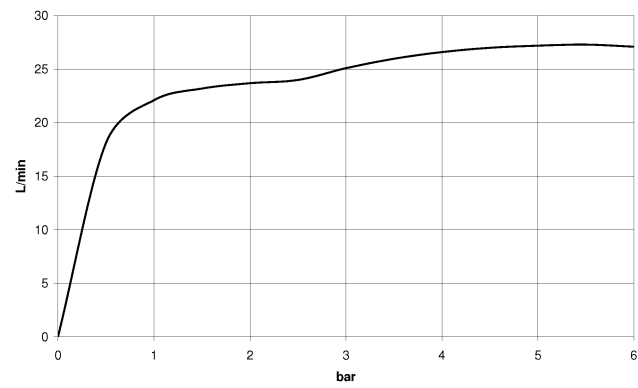
35 080 970-90
0010



mm [inches]



Flow rate chart



Codes & Standards

ASME A112.18.1	cUPC	Scottish Water Byelaws	UK Water Supply Regulations
----------------	------	---------------------------	--------------------------------



IMO Tub spout for wall-mounted installation - Brushed Platinum

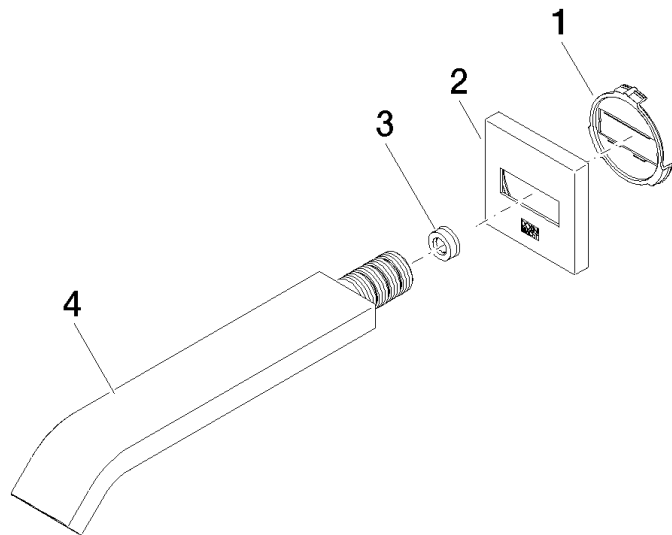
IMO

13 801 670 Product version from 4/1/2024

Certificates and sustainability

IAPMO_4976

WRAS_2005



Spare parts list

Number	Item Number	Designation	Number of units	Lead time
2	09 27 67 008-06	rosette	1.00	10
4	04 28 22 241 00-06	spout	1.00	10
1	09 18 40 139 90	base	1.00	2
3	09 23 01 057 90	flow reducer	1.00	2