










IMO Tub spout for wall-mounted installation - Brushed Dark Platinum

IMO

13 801 670



- 7-7/8" Projection
- Rectangular aerator
- 1-1/2" hole diameter
- 1/2" connection
- Water flow rate limited to max. 6.6 gpm

	Brushed Dark Platinum	13 801 670-99
	Chrome	13 801 670-00
	Brushed Platinum	13 801 670-06
	Dark Chrome	13 801 670-19
	Brushed Light Gold	13 801 670-27
	Matte Black	13 801 670-33
	Brushed Chrome	13 801 670-93

Required article

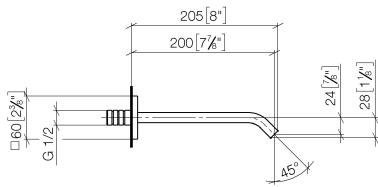
Rough-in adapter -

35 080 970-90
0010

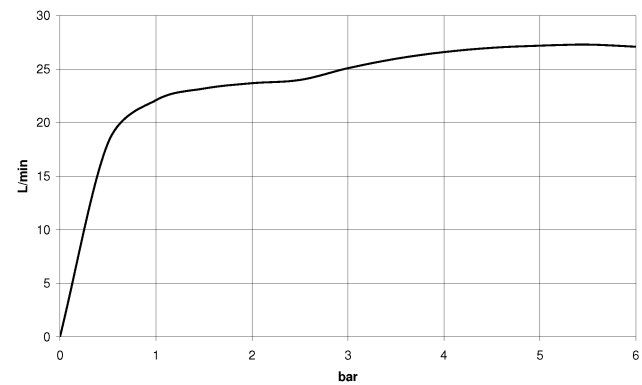


13 801 670

mm [inches]



Flow rate chart



Codes & Standards

Scottish Water
Byelaws

UK Water Supply
Regulations



IMO Tub spout for wall-mounted installation - Brushed Dark Platinum

IMO

13 801 670

Certificates and sustainability

WRAS_2005

