



TARA Tub spout for wall-mounted installation - Brushed Light Gold

TARA

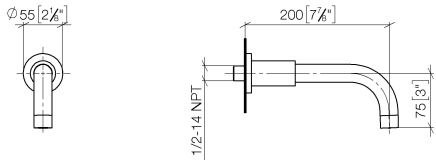
13 801 892 Product version from 4/1/2024



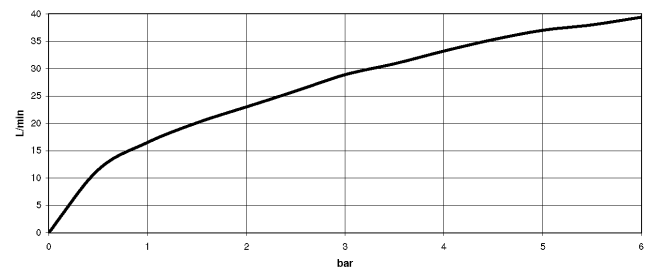
- 7-7/8" Projection
- Round aerator
- Flange diameter 2-1/8"
- 1-1/2" hole diameter
- 1/2" connection
- Water flow rate limited to max. 7.7 gpm

	Brushed Light Gold	13 801 892-27
	Chrome	13 801 892-00
	Brushed Platinum	13 801 892-06
	Platinum	13 801 892-08
	Dark Chrome	13 801 892-19
	Brushed Durabrass (23kt Gold)	13 801 892-28
	Matte Black	13 801 892-33
	Brushed Bronze	13 801 892-42
	Brushed Champagne (22kt Gold)	13 801 892-46
	Champagne (22kt Gold)	13 801 892-47
	Brushed Chrome	13 801 892-93
	Brushed Dark Platinum	13 801 892-99

mm [inches]



Flow rate chart



Codes & Standards

DIN 4109	ISO 3822	Scottish Water Byelaws	UK Water Supply Regulations
----------	----------	------------------------	-----------------------------

Ü-Zeichen



TARA Tub spout for wall-mounted installation - Brushed Light Gold

TARA

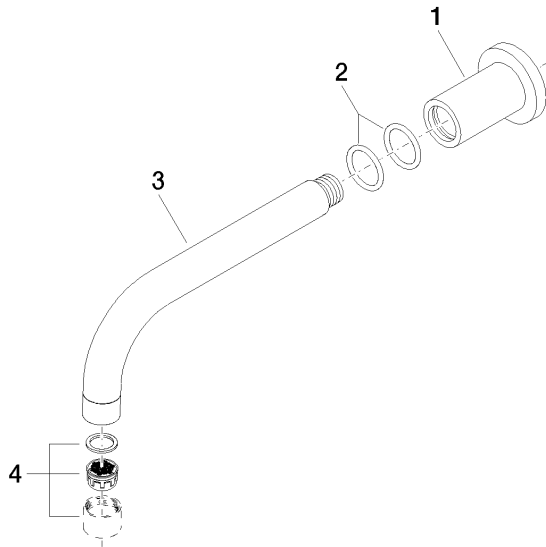
13 801 892 Product version from 4/1/2024

Certificates and sustainability

LGA_18

WRAS_240602

Parts for other
finishes can be found
here: [Chrome](#)



Spare parts list

Number	Item Number	Designation	Number of units	Lead time
3	04 28 22 198 20-27	spout	1.00	60
1	09 27 89 009-27	rosette	1.00	60
2	90 14 10 025 00 90	seal	2.00	2
4	90 23 01 024 00-27	aerator	1.00	30