









## CL.1 Deck valve counter-clockwise closing hot - Dark Chrome

20 000 706 Product version from 3/9/2015

- Valve hole diameter 1-1/4"
- Flange 2-3/8" x 2-3/8"
- with marking for hot

(ADA)

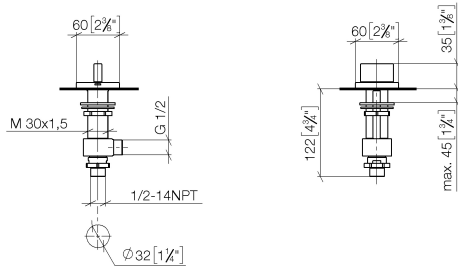


	Dark Chrome	20 000 706-19
	Chrome	20 000 706-00
	Brushed Platinum	20 000 706-06
	Brushed Champagne (22kt Gold)	20 000 706-46
	Champagne (22kt Gold)	20 000 706-47
	Brushed Dark Platinum	20 000 706-99

## CL.1 Deck valve counter-clockwise closing hot - Dark Chrome

20 000 706 Product version from 3/9/2015

mm [inches]



### Flow rate chart



### Codes & Standards

ADA	ASME A112.18.1	ASME A112.18.1/CSA B125.1	cUPC
DIN 4109	ISO 3822	Scottish Water Byelaws	UK Water Supply Regulations

Ü-Zeichen



## CL.1 Deck valve counter-clockwise closing hot - Dark Chrome

---

20 000 706 Product version from 3/9/2015

### Certificates

---

IAPMO\_4976

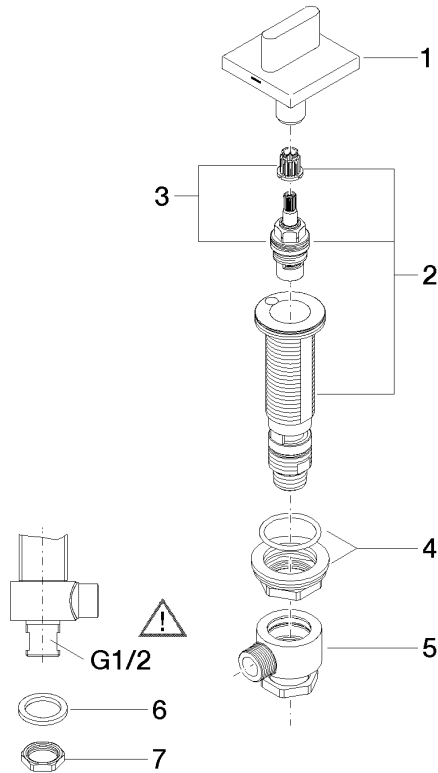
WRAS\_2103

LGA\_28

## CL.1 Deck valve counter-clockwise closing hot - Dark Chrome

20 000 706 Product version from 3/9/2015

Parts for other finishes can be found here: [Chrome](#)



### Spare parts list

Number	Item Number	Designation	Number of units	Lead time
1	90 20 70 051 05-19	handle ( hot )	1	20
2	04 17 11 058 32 90	side panel	1	2
3	90 90 03 132 00 90	top	1	2
4	04 23 10 032 78 90	fixing set	1	2
5	04 17 11 023 10 90	distributor	1	2
6	90 23 30 040 00-19	threaded connector	1	-
Spare part can no longer be ordered, please order the replacement item				
7	09 30 11 059 90	disc	1	2
8	09 23 10 012 90	nut	1	2