









Deck valve clockwise-closing hot - Chrome

SERIES SPECIFIC

20 000 715 Product version from 6/1/2015



- 1-1/4" hole diameter
- Flange 2-3/8" x 2-3/8"
- with marking for hot

	Chrome	20 000 715-00
	Brushed Platinum	20 000 715-06
	Dark Chrome	20 000 715-19
	Brushed Champagne (22kt Gold)	20 000 715-46
	Champagne (22kt Gold)	20 000 715-47
	Brushed Dark Platinum	20 000 715-99

20 000 715 Product version from 6/1/2015

mm [inches]



Flow rate chart



Codes & Standards

ADA

ASME A112.18.1

cUPC

DIN 4109

ISO 3822

Ü-Zeichen



Deck valve clockwise-closing hot - Chrome

SERIES SPECIFIC

20 000 715 Product version from 6/1/2015

Certificates and sustainability

IAPMO_4976 LGA_28



Spare parts list

Number	Item Number	Designation	Number of units	Lead time
5	04 17 11 023 10 90	distributor	1.00	2
1	90 20 70 057 00-00	handle (hot)	1.00	10
6	09 30 11 059 90	disc	1.00	2
7	09 23 10 012 90	nut	1.00	2
4	04 23 10 032 78 90	fixing set	1.00	2
3	90 90 03 133 00 90	top	1.00	2
2	04 17 11 058 33 90	side panel	1.00	2