

MEM Deck valve clockwise-closing cold - Brushed Champagne (22kt Gold)
MEM

20 000 782
Product version from 3/10/2014

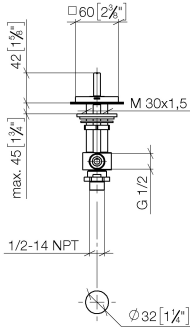


- 1-1/4" hole diameter
- Flange 2-3/8" x 2-3/8"
- with marking for cold

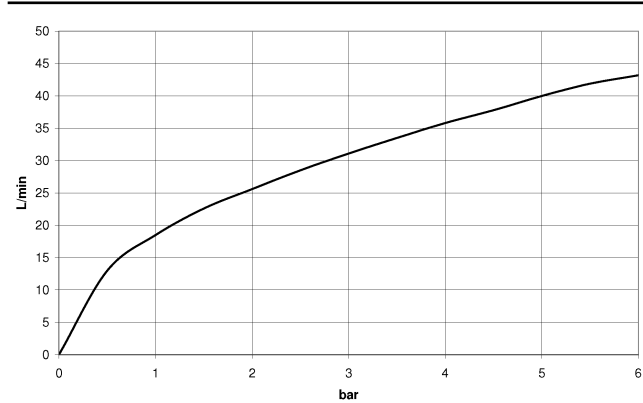
(ADA)

	Brushed Champagne (22kt Gold)	20 000 782-46
	Chrome	20 000 782-00
	Brushed Platinum	20 000 782-06
	Platinum	20 000 782-08
	Dark Chrome	20 000 782-19
	Brushed Durabronze (23kt Gold)	20 000 782-28
	Champagne (22kt Gold)	20 000 782-47
	Brushed Dark Platinum	20 000 782-99

mm [inches]



Flow rate chart



Codes & Standards

ADA	ASME A112.18.1	cUPC	Scottish Water Byelaws
UK Water Supply Regulations			



MEM Deck valve clockwise-closing cold - Brushed Champagne (22kt Gold)

MEM

20 000 782 Product version from 3/10/2014

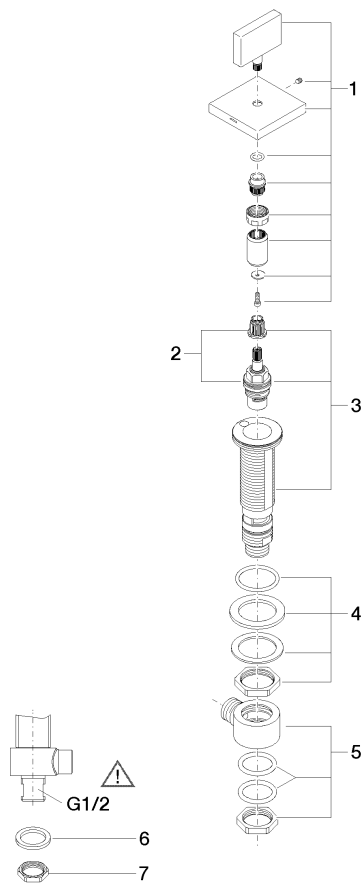
Certificates and sustainability

IAPMO_4976

WRAS_2103

20 000 782 Product version from 3/10/2014

Parts for other
finishes can be found
here: [Chrome](#)



Spare parts list

Number	Item Number	Designation	Number of units	Lead time
1	90 20 78 002 04-46	handle (cold)	1.00	30
6	09 30 11 059 90	disc	1.00	2
2	90 90 03 133 00 90	top	1.00	2
5	04 17 11 023 10 90	distributor	1.00	2
7	09 23 10 012 90	nut	1.00	2
4	04 23 10 032 78 90	fixing set	1.00	2
3	04 17 11 058 33 90	side panel	1.00	2