



CL.1 Deck valve clockwise-closing cold - Brushed Champagne (22kt Gold)

CL.1

20 004 705 Product version from 3/9/2015

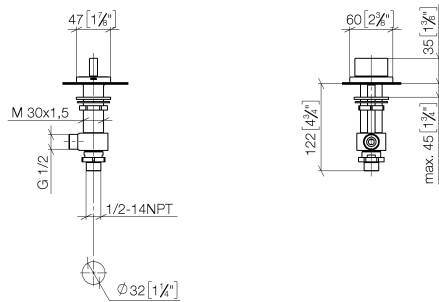


- 1-1/4" hole diameter
- Flange 2-3/8" x 1-7/8"
- with marking for cold

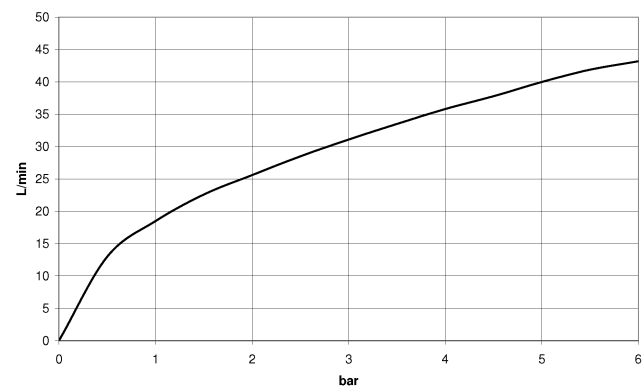
(ADA)

	Brushed Champagne (22kt Gold)	20 004 705-46
	Chrome	20 004 705-00
	Brushed Platinum	20 004 705-06
	Dark Chrome	20 004 705-19
	Champagne (22kt Gold)	20 004 705-47
	Brushed Dark Platinum	20 004 705-99

mm [inches]



Flow rate chart



Codes & Standards

ADA	ASME A112.18.1	cUPC	DIN 4109
ISO 3822	NSF372	NSF61	Scottish Water Byelaws
UK Water Supply Regulations	Ü-Zeichen		



CL.1 Deck valve clockwise-closing cold - Brushed Champagne (22kt Gold)

CL.1

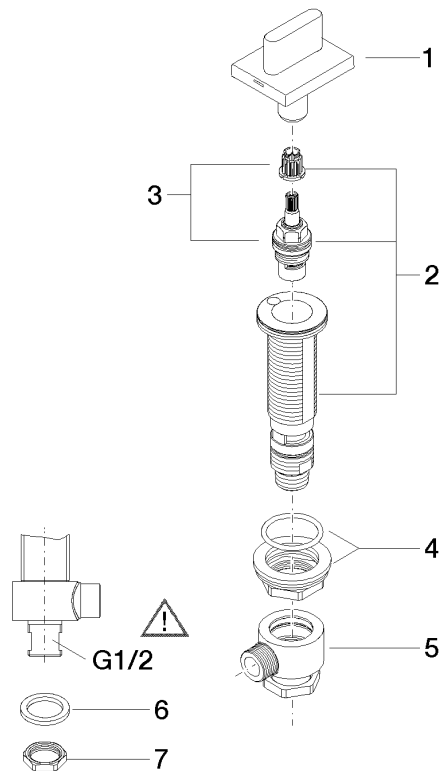
20 004 705 Product version from 3/9/2015

Certificates and sustainability

IAPMO_N-4	LGA_28	IAPMO_4976	IAPMO_6	WRAS_240202
-----------	--------	------------	---------	-------------

20 004 705 Product version from 3/9/2015

Parts for other
finishes can be found
here: [Chrome](#)



Spare parts list

Number	Item Number	Designation	Number of units	Lead time
4	04 23 10 032 78 90	fixing set	1.00	2
8	09 23 10 012 90	nut	1.00	2
5	04 17 11 023 10 90	distributor	1.00	2
2	04 17 11 058 53 90	side panel	1.00	2
1	90 20 70 051 06-46	handle (cold)	1.00	30
3	90 90 03 153 00 90	top	1.00	2
7	09 30 11 059 90	disc	1.00	2
6	90 23 30 040 00-46	threaded connector	1.00	-

Spare part can no longer be ordered, please order the replacement item