



MEM Deck valve clockwise-closing cold - Chrome








MEM

20 005 782 Product version from 9/1/2022



- With linear structure
- 1-1/4" hole diameter
- Flange 2-3/8" x 2-3/8"
- with marking for cold

(ADA)

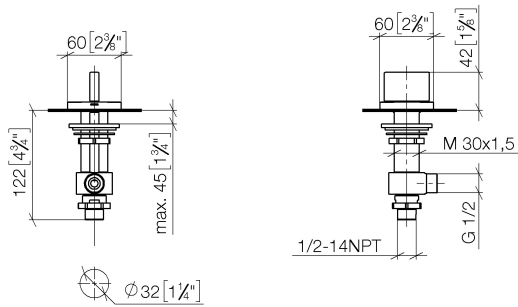
	Chrome	20 005 782-00
	Brushed Platinum	20 005 782-06
	Platinum	20 005 782-08
	Brushed Durabronze (23kt Gold)	20 005 782-28
	Brushed Champagne (22kt Gold)	20 005 782-46
	Champagne (22kt Gold)	20 005 782-47
	Brushed Dark Platinum	20 005 782-99

MEM Deck valve clockwise-closing cold - Chrome

MEM

20 005 782 Product version from 9/1/2022

mm [inches]



Flow rate chart



Codes & Standards

ADA	ASME A112.18.1	cUPC	DIN 4109
ISO 3822	Scottish Water Byelaws	UK Water Supply Regulations	Ü-Zeichen



MEM Deck valve clockwise-closing cold - Chrome

MEM

20 005 782 Product version from 9/1/2022

Certificates and sustainability

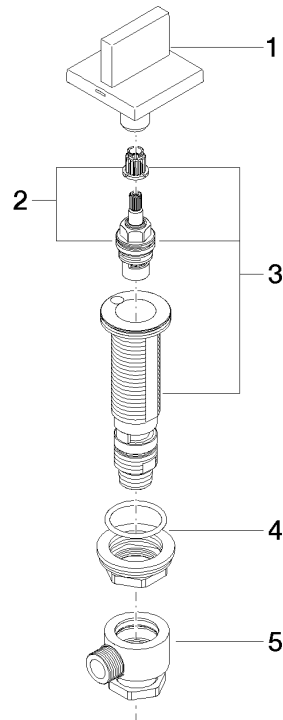
LGA_28	IAPMO_4976	WRAS_2103
--------	------------	-----------

MEM Deck valve clockwise-closing cold - Chrome

MEM

20 005 782 Product version from 9/1/2022

Parts for other
finishes can be found
here: Brushed
Platinum



Spare parts list

Number	Item Number	Designation	Number of units	Lead time
5	04 17 11 023 10 90	distributor	1.00	2
1	90 20 78 011 00-00	handle (cold)	1.00	10
3	04 17 11 058 33 90	side panel	1.00	2
2	90 90 03 133 00 90	top	1.00	2
4	04 23 10 032 78 90	fixing set	1.00	2