



MEM Three-hole lavatory mixer with drain - Dark Chrome

MEM





20 705 782



- 6-1/2" Projection
- Rigid spout
- Rectangular aerated stream
- Total height 5-5/8"
- Height to aerator/spout outlet 3-1/8"
- Spout hole diameter 1-3/8"
- Valve hole diameter 1-1/4"
- Flange 2-3/8" x 2-3/8"
- 2x 3/8" flexible supply lines
- Water flow rate limited to max. 1.2 gpm
- lead-free
- This product can help a building meet the requirements of Green Building Rating Systems, e.g. LEED®, BREEAM®, DGNB

Suitable only for basins with overflow.

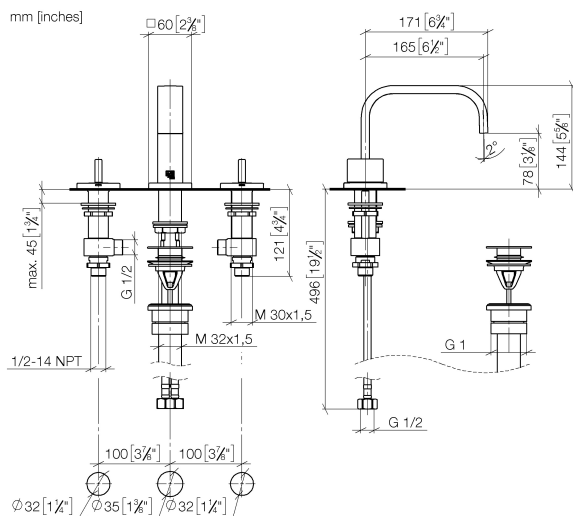
(ADA)

| | | |
|---|----------------------------------|--------------------|
|  | Dark Chrome | 20 705 782-19 0010 |
|  | Chrome | 20 705 782-00 0010 |
|  | Brushed Platinum | 20 705 782-06 0010 |
|  | Platinum | 20 705 782-08 0010 |
|  | Brushed Durabrass (23kt Gold) | 20 705 782-28 0010 |
|  | Brushed Dark Platinum | 20 705 782-99 0010 |

MEM Three-hole lavatory mixer with drain - Dark Chrome

MEM

20 705 782



Codes & Standards

| | | | |
|----------------|----------------|------------------------------------|------------|
| ADA | ASME A112.18.1 | California Energy Commission (CEC) | cUPC |
| EPA WaterSense | NSF372 | NSF61 | WaterSense |



Certificates and sustainability

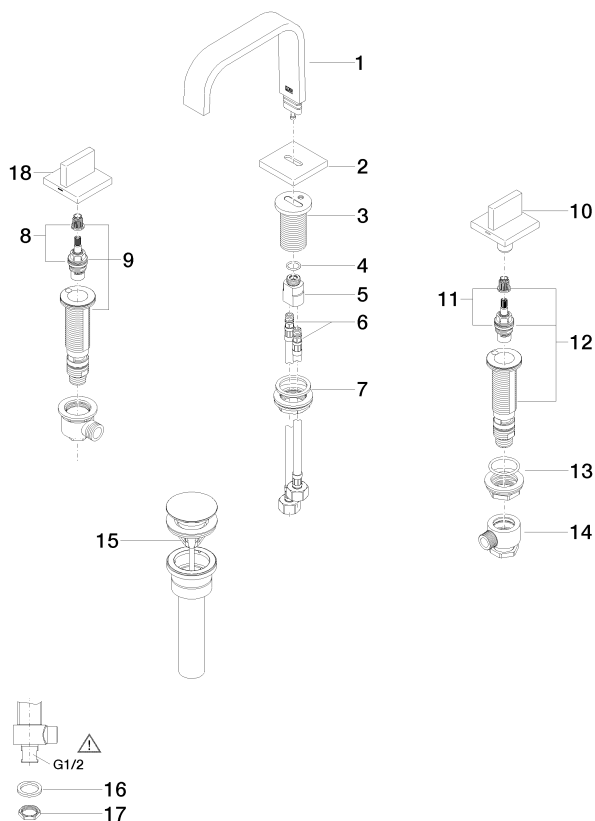
| | | | |
|------------|------------|------------|--------------|
| IAPMO_6397 | IAPMO_8834 | IAPMO_4976 | IAPMO_N-4976 |
|------------|------------|------------|--------------|

MEM Three-hole lavatory mixer with drain - Dark Chrome

MEM

20 705 782

Parts for other finishes can be found here: [Chrome](#)



Spare parts list

| Number | Item Number | Designation | Number of units | Lead time |
|--------|--------------------|-------------------------------------|-----------------|-----------|
| 13 | 04 23 10 032 78 90 | fixing set | 2.00 | 2 |
| 8 | 90 90 03 152 00 90 | top | 1.00 | 2 |
| 15 | 10 125 970-19 0010 | Umbrella drain 1 1/4" - Dark Chrome | 1.00 | 20 |
| 1 | 90 28 22 360 00-19 | spout | 1.00 | 20 |
| 5 | 09 11 10 055 10 90 | connection | 1.00 | 2 |
| 3 | 09 11 10 054 10 90 | connection | 1.00 | 2 |
| 18 | 90 20 78 002 05-19 | handle (hot) | 1.00 | 20 |
| 6 | 04 30 04 019 00 90 | hose | 2.00 | 2 |
| 17 | 09 23 10 012 90 | nut | 2.00 | 2 |
| 9 | 04 17 11 058 52 90 | side panel | 1.00 | 2 |
| 16 | 09 30 11 059 90 | disc | 2.00 | 2 |
| 10 | 90 20 78 002 04-19 | handle (cold) | 1.00 | 20 |
| 11 | 90 90 03 153 00 90 | top | 1.00 | 2 |
| 7 | 04 23 10 009 01 90 | fixing set | 1.00 | 2 |
| 12 | 04 17 11 058 53 90 | side panel | 1.00 | 2 |
| 4 | 09 14 10 130 90 | seal | 1.00 | 2 |
| 2 | 09 27 78 034-19 | rosette | 1.00 | 20 |
| 14 | 04 17 11 023 10 90 | distributor | 2.00 | 2 |