

MEM Three-hole lavatory mixer with drain - Brushed Dark Brass








MEM

20 705 782 Product version from 9/1/2025



- 6-1/2" Projection
- Rigid spout
- Rectangular aerated stream
- Total height 5-5/8"
- Height to aerator/spout outlet 3-1/8"
- Spout hole diameter 1-3/8"
- Valve hole diameter 1-1/4"
- Flange 2-3/8" x 2-3/8"
- 2x 3/8" flexible supply lines
- Water flow rate limited to max. 1.2 gpm
- lead-free
- This product can help a building meet the requirements of Green Building Rating Systems, e.g. LEED®, BREEAM®, DGNB

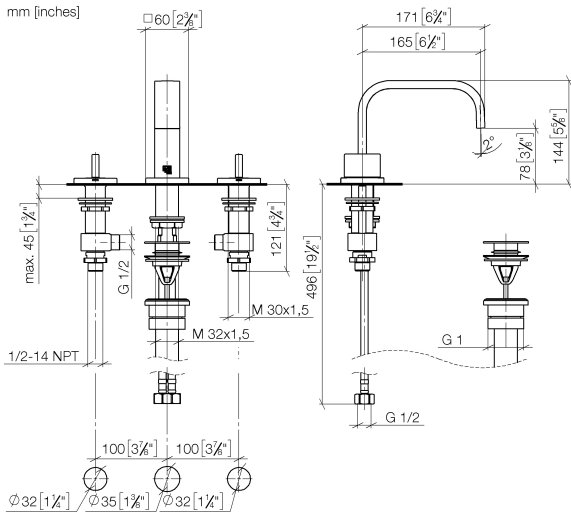
Suitable only for basins with overflow.
(ADA)

	Brushed Dark Brass	20 705 782-39 0010
	Chrome	20 705 782-00 0010
	Brushed Platinum	20 705 782-06 0010
	Platinum	20 705 782-08 0010
	Dark Chrome	20 705 782-19 0010
	Brushed Durabronze (23kt Gold)	20 705 782-28 0010
	Brushed Dark Platinum	20 705 782-99 0010

MEM Three-hole lavatory mixer with drain - Brushed Dark Brass

MEM

20 705 782 Product version from 9/1/2025



Codes & Standards

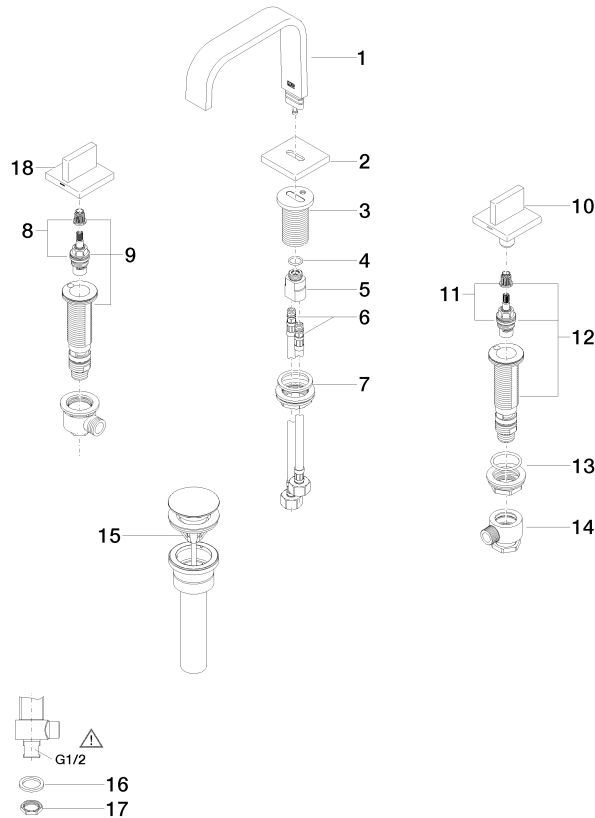
ADA	California Energy Commission (CEC)	NSF372	NSF61
-----	--	--------	-------

Certificates and sustainability

IAPMO_6397 IAPMO_N-4976

20 705 782 Product version from 9/1/2025

Parts for other finishes can be found here: [Chrome](#)



Spare parts list

Number	Item Number	Designation	Number of units	Lead time
12	04 17 11 058 53 90	side panel	1.00	2
7	04 23 10 009 01 90	fixing set	1.00	2
6	04 30 04 019 00 90	hose	2.00	2
8	90 90 03 152 00 90	top	1.00	2
10	90 20 78 002 04-39	handle (cold)	1.00	30
4	09 14 10 130 90	seal	1.00	2
1	90 28 22 360 00-39	spout	1.00	30
13	04 23 10 032 78 90	fixing set	2.00	2
15	10 125 970-39 0010	Umbrella drain 1 1/4" - Brushed Dark Brass	1.00	30
16	09 30 11 059 90	disc	2.00	2
18	90 20 78 002 05-39	handle (hot)	1.00	30
14	04 17 11 023 10 90	distributor	2.00	2
11	90 90 03 153 00 90	top	1.00	2
2	09 27 78 034-39	rosette	1.00	-
Spare part can no longer be ordered, please order the replacement item				
17	09 23 10 012 90	nut	2.00	2
5	09 11 10 055 10 90	connection	1.00	2
3	09 11 10 054 10 90	connection	1.00	2
9	04 17 11 058 52 90	side panel	1.00	2