

VAIA Single-lever tub mixer with stand pipe for freestanding installation with hand shower set - Dark Chrome

VAIA









25 863 809



- Spout: Round aerated stream
- Water flow rate limited to max. 6.5 gpm
- Hand-held shower: COMPACT RAIN, flow rate max. 1.8 gpm (at 3 bar)
- Baton hand shower with descaling system
- 11-1/4" Projection
- Swiveling spout 360°
- Integrated diverter
- Total height 41-5/8" - 44-3/8"
- Hand shower bracket
- Lower body height 22-1/4" - 25"
- Height to aerator/spout outlet 36-3/8" - 39-1/8"
- Flanges Ø 5-3/8"
- Metal shower hose 49-1/4" with anti-twist device

NOTE: Local building codes may require the use of an anti-scald device. Please refer to remote pressure balance valve (35 914 970 90)

Internal backflow preventer.

	Dark Chrome	25 863 809-19
	Chrome	25 863 809-00
	Brushed Platinum	25 863 809-06
	Platinum	25 863 809-08
	Brushed Durabronze (23kt Gold)	25 863 809-28
	Brushed Dark Brass	25 863 809-39
	Brushed Bronze	25 863 809-42
	Brushed Champagne (22kt Gold)	25 863 809-46
	Champagne (22kt Gold)	25 863 809-47
	Brushed Dark Platinum	25 863 809-99

VAIA Single-lever tub mixer with stand pipe for freestanding installation with hand shower set - Dark Chrome

VAIA

25 863 809



Flow rate chart



Codes & Standards

ASME A112.18.1	California Energy Commission (CEC)	cUPC	EN 1717
Scottish Water Byelaws	UK Water Supply Regulations		



VAIA Single-lever tub mixer with stand pipe for freestanding installation with hand shower set - Dark Chrome

VAIA

25 863 809

Certificates and sustainability

IAPMO_4976

Belgaqua_24-003-2 WRAS_250502

VAIA Single-lever tub mixer with stand pipe for freestanding installation with hand shower set - Dark Chrome

VAIA

25 863 809

Parts for other
finishes can be found
here: [Chrome](#)

