

MADISON Two-hole tub mixer for freestanding installation with hand shower set - Brushed Dark Brass

MADISON








25 943 360 Product version from 7/1/2025



- 9-5/8" Projection
- Spout: Rectangular aerator
- Hand-held shower: COMPACT RAIN, flow rate max. 1.8 gpm (at 3 bar)
- Hand shower with descaling system
- Tub / shower diverter
- Hand shower bracket
- Total height 35-1/2"
- Riser height 28-3/4"
- Height to aerator/spout outlet 24"
- Flanges Ø 3-1/2"
- Center to center 6"
- Metal shower hose 49-1/4" with anti-twist device
- Water flow rate limited to max. 13.5 gpm

Internal backflow preventer.

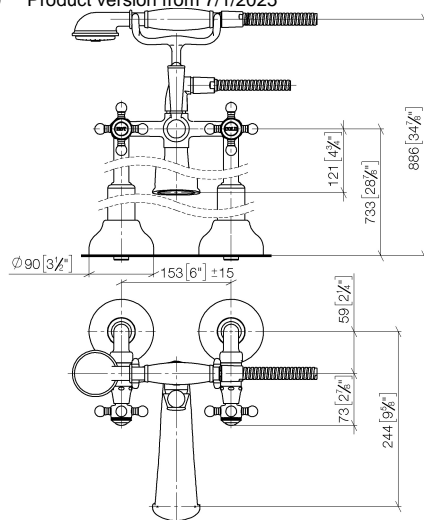
NOTE: Local building codes may require the use of an anti-scald device. Please refer to remote pressure balance valve (35 914 970 90)

	Brushed Dark Brass	25 943 360-39
	Chrome	25 943 360-00
	Brushed Platinum	25 943 360-06
	Platinum	25 943 360-08
	Durabrand (23kt Gold)	25 943 360-09
	Brushed Durabrand (23kt Gold)	25 943 360-28
	Brushed Dark Platinum	25 943 360-99

MADISON Two-hole tub mixer for freestanding installation with hand shower set - Brushed Dark Brass

MADISON

25 943 360 Product version from 7/1/2025
mm [inches]



Flow rate chart



Codes & Standards

Scottish Water
Byelaws

UK Water Supply
Regulations



MADISON Two-hole tub mixer for freestanding installation with hand shower set - Brushed Dark Brass

MADISON

25 943 360 Product version from 7/1/2025

Certificates and sustainability

WRAS_250502

MADISON Two-hole tub mixer for freestanding installation with hand shower set - Brushed Dark Brass

MADISON

25 943 360 Product version from 7/1/2025

Parts for other finishes can be found here: [Chrome](#)



Spare parts list



MADISON Two-hole tub mixer for freestanding installation with hand shower set - Brushed Dark Brass

MADISON

25 943 360 Number	Product version from 7/1/2025 Item Number	Designation	Number of units	Lead time
4	04 17 20 010 00-39	holder	1.00	-
Spare part can no longer be ordered, please order the replacement item				
5	04 20 36 002 07-39	handle (hot)	1.00	-
Spare part can no longer be ordered, please order the replacement item				
11	09 28 22 013 90	pipe	1.00	2
3	90 14 20 002 00 90	seal	1.00	2
22	04 20 36 002 06-39	handle (cold)	1.00	-
Spare part can no longer be ordered, please order the replacement item				
27	09 20 36 005-39	handle	2.00	-
Spare part can no longer be ordered, please order the replacement item				
6	09 26 01 011 90	accessories	1.00	2
13	09 30 30 064-39	screw	1.00	-
Spare part can no longer be ordered, please order the replacement item				
17	90 21 10 010 00 90	insert	1.00	2
16	12 943 360-39	connection	1.00	-
Spare part can no longer be ordered, please order the replacement item				
28	04 30 30 029 00 90	fixing set	2.00	2
1	28 002 970-39	MADISON Metal hand shower with porcelain (white) handle - Brushed Dark Brass	1.00	30
9	09 30 30 062-39	screw	1.00	-
Spare part can no longer be ordered, please order the replacement item				
18	90 31 11 030 00 90	pin	1.00	2
21	09 21 02 055-39	cover	2.00	-
Spare part can no longer be ordered, please order the replacement item				
2	28 104 970-39	Metal shower hose 1/2" x 1/2" x 49-1/4" - Brushed Dark Brass	1.00	30
24	09 20 36 004-39	handle	8.00	-
Spare part can no longer be ordered, please order the replacement item				
23	09 20 36 002-39	handle	2.00	-
Spare part can no longer be ordered, please order the replacement item				
26	09 26 01 010 90	accessories	1.00	2
14	09 23 30 010-39	nut	2.00	-
Spare part can no longer be ordered, please order the replacement item				
15	04 29 05 014 00 90	nipple	2.00	2
12	09 18 20 011-39	base	1.00	-
Spare part can no longer be ordered, please order the replacement item				
25	09 20 83 006 90	handle	2.00	2
8	09 23 10 007 90	nut	1.00	2
7	90 15 01 001 00 90	diverter	1.00	2
10	11 170 370-39	MADISON Lever insert - Brushed Dark Brass	1.00	30
20	90 90 03 131 00 90	top	2.00	2
19	13 592 380-39	spout	1.00	-
Spare part can no longer be ordered, please order the replacement item				