



LULU Three-hole single-lever tub mixer for deck-mounted tub installation -
Brushed Platinum

LULU



27 412 710



- Spout: Round aerated stream
- Water flow rate limited to max. 7 gpm
- Hand-held shower: COMPACT RAIN, flow rate max. 1.8 gpm (at 3 bar)
- Hand shower set with anti-scale technology
- Integrated diverter
- Total height 4-3/8"
- Height to aerator/spout outlet 3-1/4"
- 8-1/2" Projection
- Spout hole diameter 1-1/4"
- Hole diameter single-lever mixer 1-3/8"
- Hole diameter for hand shower set 1-1/4"
- 2-1/2" x 2-1/2" flange for spout
- Hand shower set with flange 2-1/2" x 2-1/2"
- Mixer with flange 2" x 2"
- Metal shower hose 68-7/8" with anti-twist device

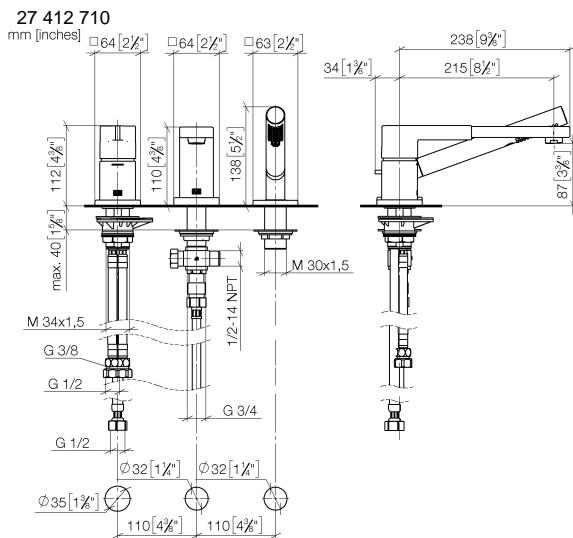
NOTE: Local building codes may require the use of an anti-scald device. Please refer to remote pressure balance valve (35 914 970 90)

Internal backflow preventer.

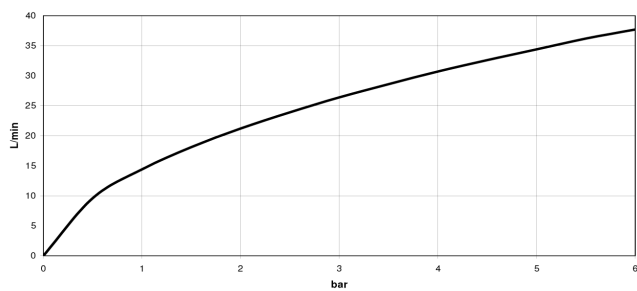
	Brushed Platinum	27 412 710-06
	Chrome	27 412 710-00

LULU Three-hole single-lever tub mixer for deck-mounted tub installation - Brushed Platinum

LULU



Flow rate chart



Codes & Standards

ASME A112.18.1	California Energy Commission (CEC)	cUPC	DIN 4109
EN 1717	ISO 3822	Ü-Zeichen	



LULU Three-hole single-lever tub mixer for deck-mounted tub installation -
Brushed Platinum

LULU

27 412 710
Certificates and sustainability

IAPMO_4976

LGA_29

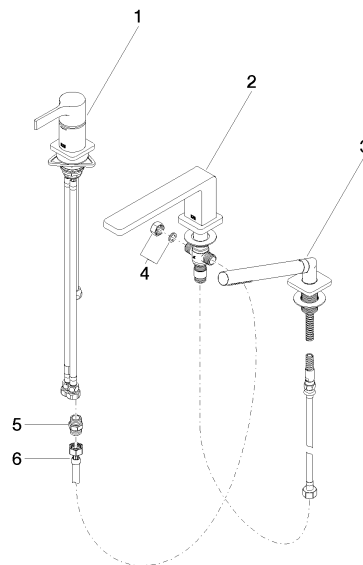
Belgaqua_24-008-2

LULU Three-hole single-lever tub mixer for deck-mounted tub installation - Brushed Platinum

LULU

27 412 710

Parts for other
finishes can be found
here: [Chrome](#)



Spare parts list

Number	Item Number	Designation	Number of units	Lead time
3	27 702 710-06	LULU Hand shower set for deck-mounted tub installation - Brushed Platinum	1.00	-
Spare part can no longer be ordered, please order the replacement item				
4	04 21 02 006 00 92	cap	1.00	2
6	12 502 970 90	Flexible supply line 1/2" x 1/2" x 15-3/4" -	1.00	2
1	29 300 710-06	LULU Single-lever tub mixer for deck-mounted tub installation - Brushed Platinum	1.00	-
Spare part can no longer be ordered, please order the replacement item				
2	13 512 710-06	spout	1.00	60
5	90 24 03 168 00 90	nipple	1.00	2