

LISSÉ Three-hole single-lever tub mixer for deck-mounted tub installation - Brushed Chrome

LISSÉ








27 412 845 Product version from 4/1/2024



- Spout: Round aerated stream
- Water flow rate limited to max. 4.5 gpm
- Hand-held shower: COMPACT RAIN, flow rate max. 1.8 gpm (at 3 bar)
- Hand shower set with anti-scale technology
- 7-7/8" Projection
- Integrated diverter
- Total height 5-1/2"
- Height to aerator/spout outlet 3-1/2"
- Spout hole diameter 1-1/4"
- Hole diameter single-lever mixer 1-3/8"
- Hole diameter for hand shower set 1-1/4"
- Hand shower set with flange Ø 2"
- Metal shower hose 68-7/8" with anti-twist device

NOTE: Local building codes may require the use of an anti-scald device. Please refer to remote pressure balance valve (35 914 970 90)

Internal backflow preventer.

	Brushed Chrome	27 412 845-93
	Chrome	27 412 845-00
	Brushed Platinum	27 412 845-06
	Dark Chrome	27 412 845-19
	Brushed Light Gold	27 412 845-27
	Matte Black	27 412 845-33
	Brushed Dark Platinum	27 412 845-99

LISSÉ Three-hole single-lever tub mixer for deck-mounted tub installation - Brushed Chrome

LISSÉ

27 412 845 Product version from 4/1/2024



Flow rate chart



Codes & Standards

ASME A112.18.1	California Energy Commission (CEC)	cUPC	DIN 4109
EN 1717	ISO 3822	Ü-Zeichen	



LISSE Three-hole single-lever tub mixer for deck-mounted tub installation - Brushed Chrome

LISSE

27 412 845 Product version from 4/1/2024

Certificates and sustainability

IAPMO_4976

LGA_29

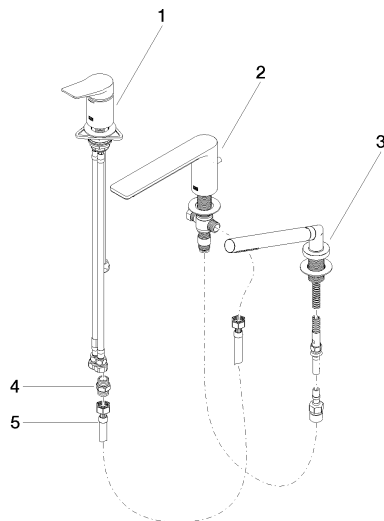
Belgaqua_24-008-2

LISSÉ Three-hole single-lever tub mixer for deck-mounted tub installation - Brushed Chrome

LISSÉ

27 412 845 Product version from 4/1/2024

Parts for other
finishes can be found
here: [Chrome](#)



Spare parts list

Number	Item Number	Designation	Number of units	Lead time
3	27 702 979-93	Hand shower set for deck-mounted tub installation - Brushed Chrome	1.00	20
5	12 502 970 90	Flexible supply line 1/2" x 1/2" x 15-3/4" -	1.00	2
2	13 512 845-93	spout	1.00	-
Spare part can no longer be ordered, please order the replacement item				
1	29 300 845-93	connection	1.00	60
4	90 24 03 168 00 90	nipple	1.00	2