

MADISON Hand shower set with individual flanges FlowReduce - Platinum

MADISON

27 803 361 Product version from 7/3/2016










- Ø 2-1/2"
- COMPACT RAIN, flow rate max. 1.8 gpm (at 3 bar)
- Function from: gpm
- Descaling system
- 1/2" Shower outlet
- Metal shower hose 49-1/4" with anti-twist device

Technical data:

- Wall elbow with flange Ø 2-1/8"
- Wall bracket with flange Ø 2-1/8"
- 1/2" wall elbow

Notes:


Internal backflow preventer.

	Platinum	27 803 361-08 0010
	Chrome	27 803 361-00 0010
	Brushed Platinum	27 803 361-06 0010
	Durabrand (23kt Gold)	27 803 361-09 0010
	Brushed Durabrand (23kt Gold)	27 803 361-28 0010
	Brushed Dark Brass	27 803 361-39 0010
	Brushed Dark Platinum	27 803 361-99 0010

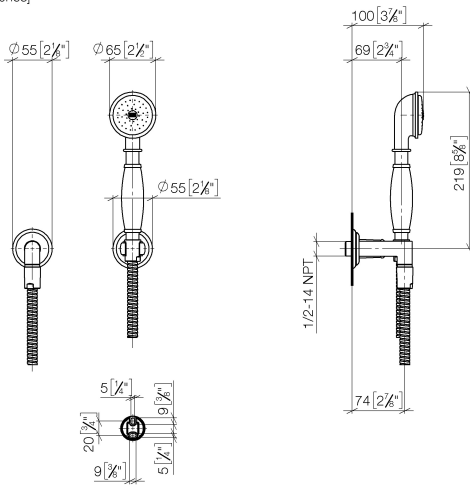
Recommended article

	Rough-in adapter -	35 080 970-90 0010
---	--------------------	--------------------

Recommended article

	Rough-in adapter -	35 080 970-90 0010
---	--------------------	--------------------

mm [inches]



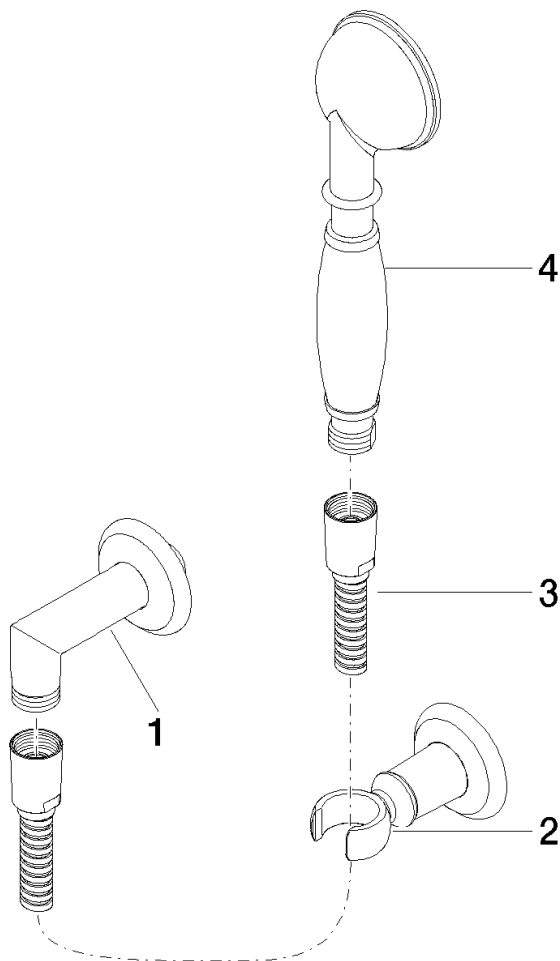
Codes & Standards

ASME A112.18.1	California Energy Commission (CEC)	cUPC	DIN 4109
EPA WaterSense	ISO 3822	Ü-Zeichen	WaterSense



Certificates and sustainability

IAPMO_11777	IAPMO_4976	LGA_8
-------------	------------	-------



Spare parts list

Number	Item Number	Designation	Number of units	Lead time
1	28 450 410-08 0010	MADISON Wall elbow - Platinum	1.00	40
4	28 002 970-08 0010	MADISON Metal hand shower with porcelain (white) handle FlowReduce - Platinum	1.00	40
3	28 104 970-08	Metal shower hose 1/2" x 1/2" x 49-1/4" - Platinum	1.00	40
2	28 050 361-08	MADISON Wall bracket - Platinum	1.00	40