









MADISON Hand shower set with individual flanges FlowReduce - Brushed Dark Brass

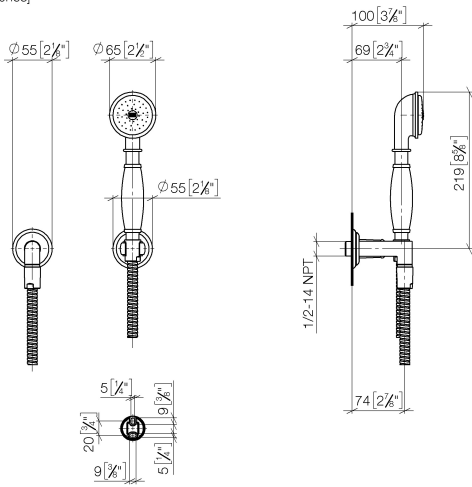
MADISON

27 803 361    Product version from 7/3/2016			
	<ul style="list-style-type: none"> <li>• Ø 2-1/2"</li> <li>• COMPACT RAIN, flow rate max. 1.8 gpm (at 3 bar)</li> <li>• Function from: gpm</li> <li>• Descaling system</li> <li>• 1/2" Shower outlet</li> <li>• Metal shower hose 49-1/4" with anti-twist device</li> </ul>		Brushed Dark Brass 27 803 361-39 0010
			Chrome 27 803 361-00 0010
			Brushed Platinum 27 803 361-06 0010
			Platinum 27 803 361-08 0010
			Durabrass (23kt Gold) 27 803 361-09 0010
			Brushed Durabrass (23kt Gold) 27 803 361-28 0010
			Brushed Dark Platinum 27 803 361-99 0010
<b>Technical data:</b> <ul style="list-style-type: none"> <li>• Wall elbow with flange Ø 2-1/8"</li> <li>• Wall bracket with flange Ø 2-1/8"</li> <li>• 1/2" wall elbow</li> </ul>			
<b>Notes:</b> <p>Internal backflow preventer.</p>			

MADISON Hand shower set with individual flanges FlowReduce - Brushed Dark Brass

MADISON

27 803 361    Product version from 7/3/2016  
mm [inches]



Codes & Standards

California Energy Commission (CEC)	DIN 4109	ISO 3822	Ü-Zeichen
------------------------------------	----------	----------	-----------

Certificates and sustainability

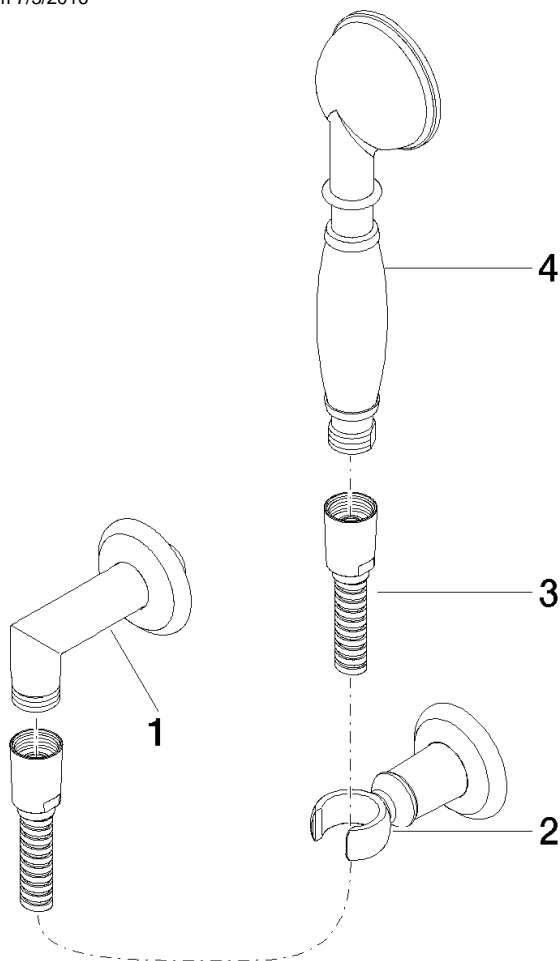
LGA\_8

## MADISON Hand shower set with individual flanges FlowReduce - Brushed Dark Brass

MADISON

27 803 361 Product version from 7/3/2016

Parts for other  
finishes can be found  
here: [Chrome](#)



### Spare parts list

Number	Item Number	Designation	Number of units	Lead time
1	28 450 410-39 0010	MADISON Wall elbow - Brushed Dark Brass	1.00	30
2	28 050 361-39	holder	1.00	30
4	28 002 970-39 0010	MADISON Metal hand shower with porcelain (white) handle FlowReduce - Brushed Dark Brass	1.00	30
3	28 104 970-39	Metal shower hose 1/2" x 1/2" x 49-1/4" - Brushed Dark Brass	1.00	30