








28 002 978



- 3-way adjustable: COMPACT RAIN, COMPACT SOFT FLOW, COMPACT AQUAPRESSURE FLOW, flow rate max. 1.8 gpm (at 3 bar)
- Descaling system
- Ø 3-3/4"
- 1/2" connection
- This product can help a building meet the requirements of Green Building Rating Systems, e.g. LEED®, BREEAM®, DGNB

Internal backflow preventer.

	Brushed Platinum	28 002 978-06 0010
	Chrome	28 002 978-00 0010
	Platinum	28 002 978-08 0010
	Durabrass (23kt Gold)	28 002 978-09 0010
	Brushed Durabrass (23kt Gold)	28 002 978-28 0010
	Brushed Chrome	28 002 978-93 0010
	Brushed Dark Platinum	28 002 978-99 0010

28 002 978

mm [inches]



Codes & Standards

ASME A112.18.1	California Energy Commission (CEC)	cUPC	DIN 4109
EPA WaterSense	ISO 3822	Ü-Zeichen	WaterSense

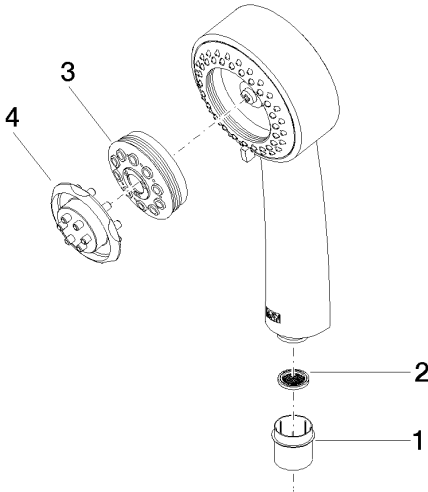


Certificates and sustainability

LGA_18	IAPMO_11777	IAPMO_4976 (
--------	-------------	--------------

28 002 978

Parts for other  
finishes can be found  
here: [Chrome](#)



Spare parts list

Number	Item Number	Designation	Number of units	Lead time
1	09 21 02 115 90	cap	1.00	2
4	09 30 09 022 90	key	1.00	2
3	04 12 11 071 00 90	shower	1.00	2
2	09 23 01 039 90	sieve	1.00	2