










## MADISON Hand shower FlowReduce - Platinum

28 002 978



- 3-way adjustable: COMPACT RAIN, COMPACT SOFT FLOW, COMPACT AQUAPRESSURE FLOW, flow rate max. 1.8 gpm (at 3 bar)
- Descaling system
- Ø 3-3/4"
- 1/2" connection
- This product can help a building meet the requirements of Green Building Rating Systems, e.g. LEED®, BREEAM®, DGNB

Internal backflow preventer.

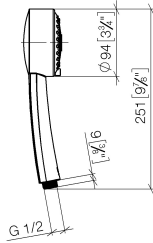
	Platinum	28 002 978-08 0010
	Chrome	28 002 978-00 0010
	Brushed Platinum	28 002 978-06 0010
	Durabrace (23kt Gold)	28 002 978-09 0010
	Brushed Durabrace (23kt Gold)	28 002 978-28 0010
	Brushed Chrome	28 002 978-93 0010
	Brushed Dark Platinum	28 002 978-99 0010



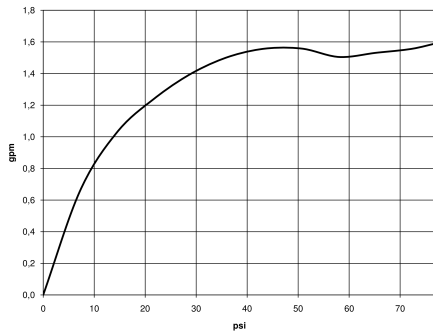
# MADISON Hand shower FlowReduce - Platinum

28 002 978

mm [inches]



## Flow rate chart



## Codes & Standards

ASME A112.18.1	California Energy Commission (CEC)	cUPC	DIN 4109
EPA WaterSense	ISO 3822	Ü-Zeichen	Water Sense

WaterSense





## MADISON Hand shower FlowReduce - Platinum

---

28 002 978

### Certificates

---

LGA\_18

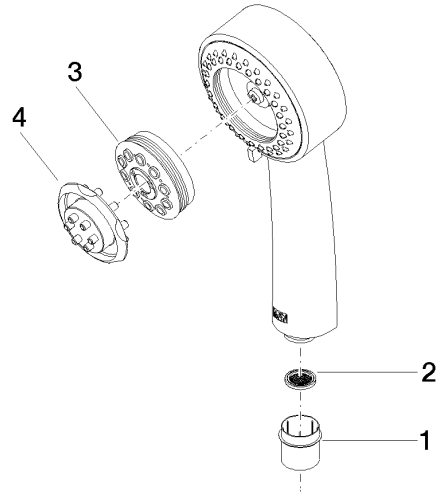
IAPMO\_11777

IAPMO\_4976 (

**MADISON Hand shower FlowReduce - Platinum**

28 002 978

Parts for other finishes can be found here: [Chrome](#)



**Spare parts list**

Number	Item Number	Designation	Number of units	Lead time
1	09 21 02 115 90	cap	1	2
2	09 23 01 039 90	sieve	1	2
3	04 12 11 071 00 90	shower	1	2
4	09 30 09 022 90	key	1	2