

## Hand shower FlowReduce - Platinum

28 012 979 Product version from 4/1/2024



- 4-way adjustable: COMPACT RAIN, COMPACT SOFT FLOW, COMPACT AQUAPRESSURE FLOW, COMPACT CASCADE, flow rate max. 1.8 gpm (at 3 bar)
- Descaling system
- Ø 4-3/4"
- 1/2" connection
- This product reduces water consumption by 28% (compared to requirements of EPAct '92)
- This product contributes to meeting the requirements of the LEED® Green Building Rating
- This product can help a building meet the requirements of Green Building Rating Systems, e.g. LEED®, BREEAM®, DGNB

Internal backflow preventer.

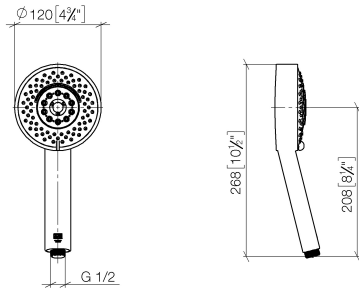
	Platinum	28 012 979-08 0010
	Chrome	28 012 979-00 0010
	Brushed Platinum	28 012 979-06 0010
	Dark Chrome	28 012 979-19 0010
	Light gold	28 012 979-26 0010
	Brushed Light Gold	28 012 979-27 0010
	Brushed Durabrass (23kt Gold)	28 012 979-28 0010
	Matte Black	28 012 979-33 0010
	Brushed Bronze	28 012 979-42 0010
	Brushed Champagne (22kt Gold)	28 012 979-46 0010
	Champagne (22kt Gold)	28 012 979-47 0010
	Brushed Chrome	28 012 979-93 0010
	Brushed Dark Platinum	28 012 979-99 0010



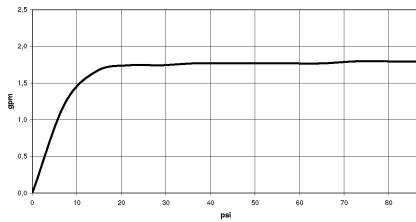
# Hand shower FlowReduce - Platinum

28 012 979 Product version from 4/1/2024

mm [inches]



## Flow rate chart



## Codes & Standards

ASME A112.18.1	ASME A112.18.1/CSA B125.1	California Energy Commission (CEC)	cUPC
DIN 4109	ISO 3822	Ü-Zeichen	



## Hand shower FlowReduce - Platinum

---

28 012 979 Product version from 4/1/2024

### Certificates

---

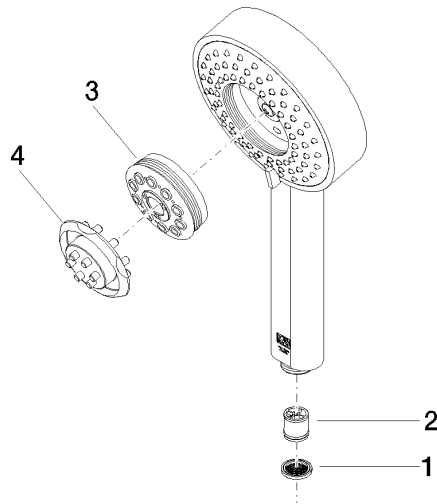
LGA\_29

IAPMO\_4976 (

## Hand shower FlowReduce - Platinum

28 012 979 Product version from 4/1/2024

Parts for other finishes can be found here: [Chrome](#)



### Spare parts list

Number	Item Number	Designation	Number of units	Lead time
1	09 23 01 039 90	sieve	1	2
2	09 23 01 166 90	flow reducer	1	2
3	04 12 11 071 00 90	shower	1	2
4	09 30 09 022 90	key	1	2