




28 018 626

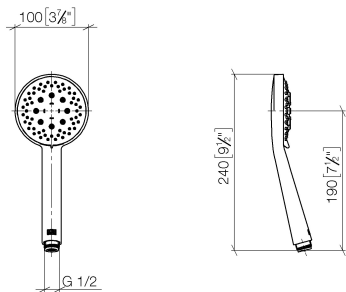


- 3 individual sprays (standard, soft, massage) + 2 combinations (standard+soft, soft+massage)
- Descaling system
- Ø 3-7/8"
- 1/2" connection
- Water flow rate limited to max. 4 gpm
- Internal back flow preventer

	Chrome	28 018 626-00
	Matte Black	28 018 626-33
	Brushed Chrome	28 018 626-93

28 018 626

mm [inches]



Flow rate chart



Codes & Standards

DIN 4109	ISO 3822	Ü-Zeichen
----------	----------	-----------



## EDITION PRO Hand shower - Chrome

---

EDITION PRO

28 018 626

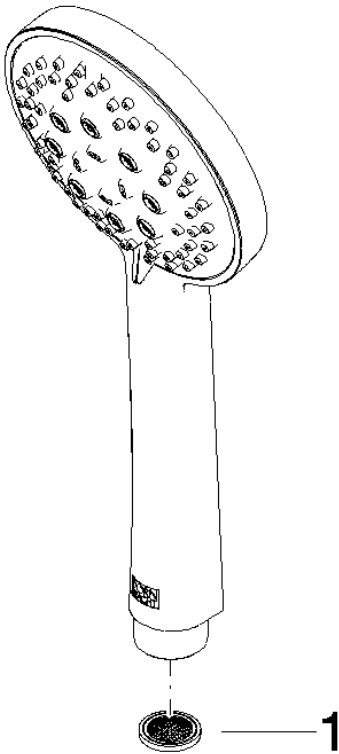
Certificates and sustainability

---

LGA\_29

28 018 626

Parts for other  
finishes can be found  
here: [Matte Black](#)



Spare parts list

Number	Item Number	Designation	Number of units	Lead time
1	09 23 01 039 90	sieve	1.00	2