



SERIES-VARIOUS Hand shower FlowReduce - Brushed Champagne (22kt Gold)

28 029 979 Product version from 4/1/2024



- COMPACT RAIN, flow rate max. 1.8 gpm (at 3 bar)
- Descaling system
- 1/2" connection
- This product reduces water consumption by 28% (compared to requirements of EPAAct '92)
- This product contributes to meeting the requirements of the LEED® Green Building Rating
- This product can help a building meet the requirements of Green Building Rating Systems, e.g. LEED®, BREEAM®, DGNB

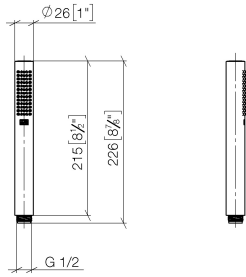
Internal backflow preventer.

	Brushed Champagne (22kt Gold)	28 029 979-46 0010
	Chrome	28 029 979-00 0010
	Brushed Platinum	28 029 979-06 0010
	Platinum	28 029 979-08 0010
	Dark Chrome	28 029 979-19 0010
	Light gold	28 029 979-26 0010
	Brushed Light Gold	28 029 979-27 0010
	Brushed Durabrass (23kt Gold)	28 029 979-28 0010
	Matte Black	28 029 979-33 0010
	Champagne (22kt Gold)	28 029 979-47 0010
	Brushed Chrome	28 029 979-93 0010
	Brushed Dark Platinum	28 029 979-99 0010

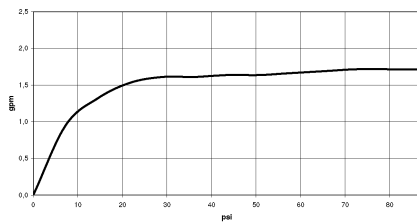


SERIES-VARIOUS Hand shower FlowReduce - Brushed Champagne (22kt Gold)

28 029 979 Product version from 4/1/2024
mm [inches]




Flow rate chart



SERIES-VARIOUS Hand shower FlowReduce - Brushed Champagne (22kt Gold)

28 029 979 Product version from 4/1/2024

Parts for other finishes can be found here: Chrome



Spare parts list

Number	Item Number	Designation	Number of units	Lead time
1	09 23 01 039 90	sieve	1	2
2	09 21 02 153-46	cap	1	30