

## Rain shower flush mounted 11-3/4" - Brushed Champagne (22kt Gold)

SERIES SPECIFIC

28 033 970 Product version from 5/1/2022



- Rain shower diameter 11-3/4"
- PURE RAIN, flow rate max. 1.8 gpm (at 3 bar)
- PURIFY RAIN, flow rate max. 1.6 gpm (at 3 bar)
- Descaling system

### Technical dimensions:

- Min. rough in depth 5-3/8"

### Planning tips:

- For simultaneous control of the jet types, we recommend the xTool thermostat module
- Not suitable for use in a steam room.

**To meet the North American plumbing standards, this application must be installed with a diverter (rough included).**

To meet the North American plumbing standards, this application must be installed with a diverter (rough included).

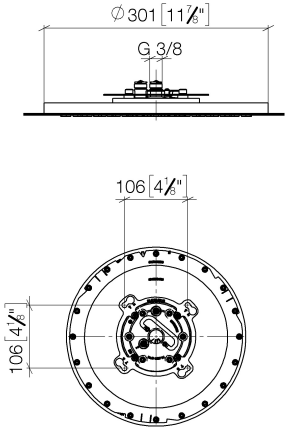
	Brushed Champagne (22kt Gold)	28 033 970-46 0010
	Chrome	28 033 970-00 0010
	Brushed Platinum	28 033 970-06 0010
	Platinum	28 033 970-08 0010
	Dark Chrome	28 033 970-19 0010
	Light gold	28 033 970-26 0010
	Brushed Light Gold	28 033 970-27 0010
	Brushed Durabronze (23kt Gold)	28 033 970-28 0010
	Matte Black	28 033 970-33 0010
	Brushed Bronze	28 033 970-42 0010
	Champagne (22kt Gold)	28 033 970-47 0010
	Brushed Chrome	28 033 970-93 0010
	Brushed Dark Platinum	28 033 970-99 0010


## Required article



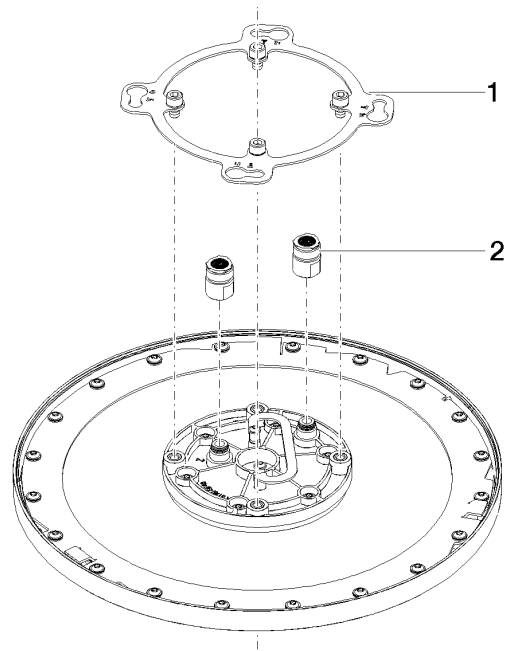
- Installation rough flush mounted - 35 033 970-90 0010**
- Installation depth 5-3/8"
  - Pre-assembly kit for three-way diverter included

mm [inches]



Codes & Standards			
ASME A112.18.1	California Energy Commission (CEC)	cUPC	EPA WaterSense
WaterSense			

Certificates and sustainability	
IAPMO_4976	IAPMO_11777



Spare parts list

Number	Item Number	Designation	Number of units	Lead time
2	90 24 03 309 02 90	connection	1.00	2
1	90 17 20 262 00 90	flange	1.00	2