




28 504 831 Product version from 1/1/2023



- 7-1/8"-8-1/4" Projection
- Ball-joint pivotable through 30°
- Standard spray mode
- Descaling system
- Ø 3-7/8"
- Flange diameter 2-1/8"
- 1/2" connection
- Water flow rate limited to max. 2 gpm
- Flange diameter 2-1/8"

	Soft Black	28 504 831-69 0010
<hr/>		
	Chrome	28 504 831-00 0010

Recommended article

	Concealed wall elbow -	35 085 970-90 0010
---	-------------------------------	-----------------------

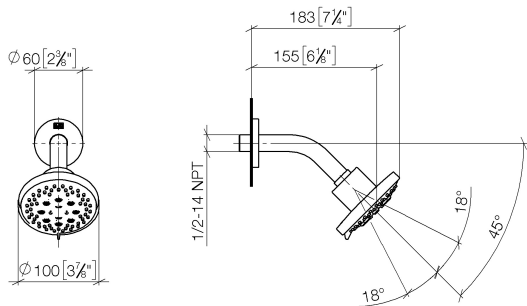


DORNBRACHT YAMOU Showerhead - Soft Black

DORNBRACHT
YAMOU

28 504 831 Product version from 1/1/2023

mm [inches]

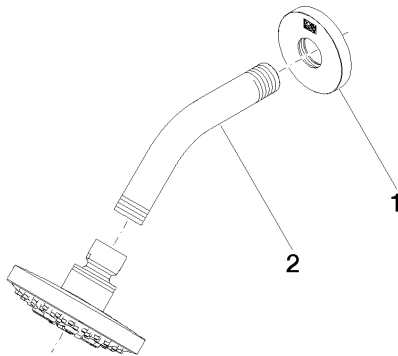


Codes & Standards

ASME A112.18.1	California Energy Commission (CEC)	cUPC
----------------	--	------

Certificates and sustainability

IAPMO_4976 (



Spare parts list

Number	Item Number	Designation	Number of units	Lead time
2	90 11 03 011 11-69	connection	1.00	2
1	90 27 83 018 00-69	rosette	1.00	2