












Rain shower ceiling-mounted 11-3/4" x 9-1/2" - Brushed Durabron (23kt Gold)


28 775 980 Product version from 3/13/2017



- PURE RAIN, flow rate max. 1.8 gpm (at 3 bar)
- Descaling system
- 11-3/4" x 9-1/2" Rain showerhead
- 6-1/2" distance between ceiling and bottom of showerhead
- Flange 2-3/8 x 2-3/8
- 1/2" connection
- Function from: 1.6 gpm
- This product reduces water consumption by 28% (compared to requirements of EPA '92)
- This product contributes to meeting the requirements of the LEED® Green Building Rating
- This product can help a building meet the requirements of Green Building Rating Systems, e.g. LEED®, BREEAM®, DGNB

	Brushed Durabron (23kt Gold)	28 775 980-28 0010
	Chrome	28 775 980-00 0010
	Brushed Platinum	28 775 980-06 0010
	Platinum	28 775 980-08 0010
	Dark Chrome	28 775 980-19 0010
	Matte Black	28 775 980-33 0010
	Brushed Champagne (22kt Gold)	28 775 980-46 0010
	Champagne (22kt Gold)	28 775 980-47 0010
	Brushed Chrome	28 775 980-93 0010
	Brushed Dark Platinum	28 775 980-99 0010

Required article

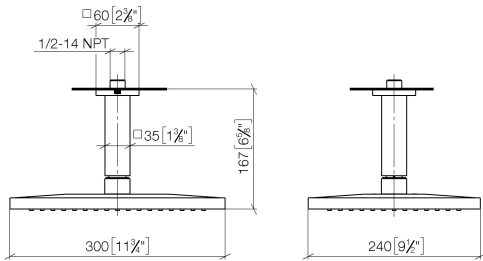
	Concealed wall elbow - •Max. rough in depth " •Min. rough in depth "	35 085 970-90 0010
---	---	-----------------------



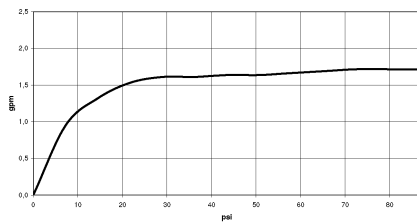
Rain shower ceiling-mounted 11-3/4" x 9-1/2" - Brushed Durabronz (23kt Gold)

28 775 980 Product version from 3/13/2017

mm [inches]



Flow rate chart



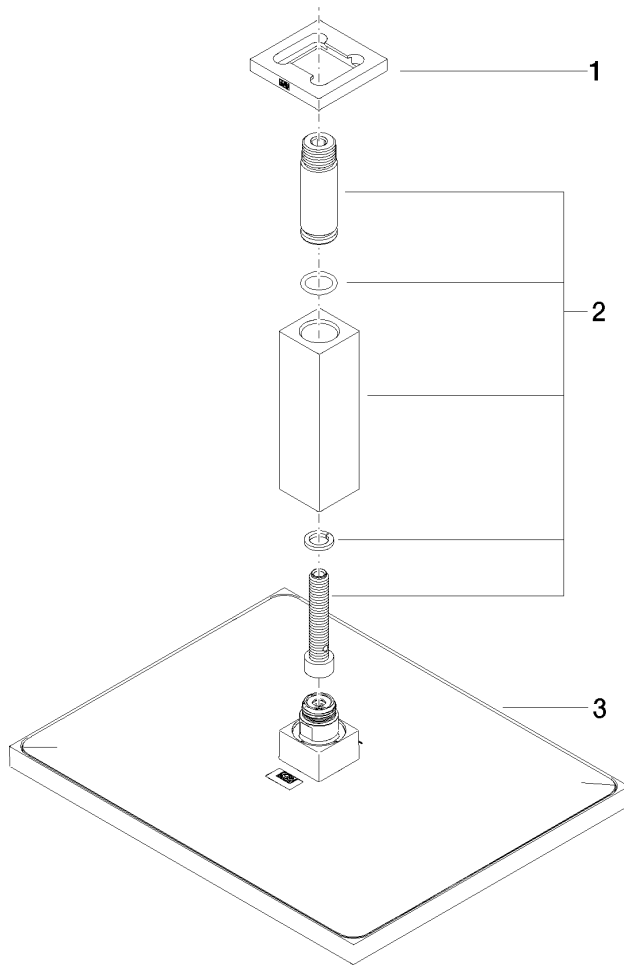
Codes & Standards

ASME
A112.18.1/CSA
B125.1

California Energy
Commission
(CEC)

Rain shower ceiling-mounted 11-3/4" x 9-1/2" - Brushed Durabronz (23kt Gold)

28 775 980 Product version from 3/13/2017



Spare parts list

Number	Item Number	Designation	Number of units	Lead time
1	09 27 98 017-28	rosette	1	20
2	90 11 10 092 00-28	connection	1	20
3	04 12 05 063 10-28	shower	1	20