


META Tub thermostat for wall-mounted installation without hand shower set -
Brushed Bronze

META

34 201 979

Product version from 9/1/2022




- 8-1/4" Projection
 - Round aerator
 - Diverter with integrated volume control
 - 3/8" Shower outlet
 - Flanges Ø 2-3/8"
 - 1/2" connection
 - Center to center 5-7/8" ± 5/8"
 - Water flow rate limited to max. 4.5 gpm
- Internal backflow preventer.**

Internal backflow preventer.

	Brushed Bronze	34 201 979-42
	Chrome	34 201 979-00
	Brushed Platinum	34 201 979-06
	Dark Chrome	34 201 979-19
	Light gold	34 201 979-26
	Brushed Light Gold	34 201 979-27
	Matte Black	34 201 979-33
	Brushed Champagne (22kt Gold)	34 201 979-46
	Champagne (22kt Gold)	34 201 979-47
	Brushed Chrome	34 201 979-93
	Brushed Dark Platinum	34 201 979-99

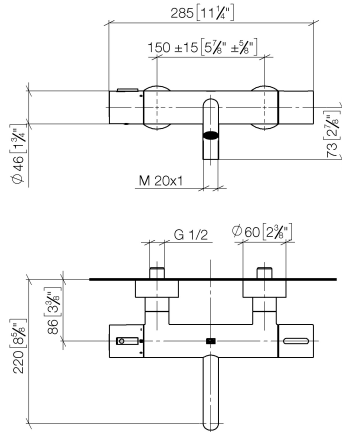
Required article

	Rough-in adapter -	35 080 970-90
	•Please order 2 adapters	0010

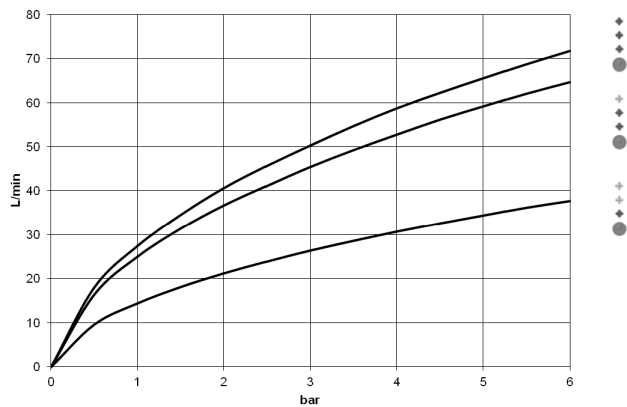
META Tub thermostat for wall-mounted installation without hand shower set - Brushed Bronze

META

34 201 979 Product version from 9/1/2022
mm [inches]



Flow rate chart



Codes & Standards

California Energy
Commission
(CEC)

DIN 4109

ISO 3822

Ü-Zeichen



META Tub thermostat for wall-mounted installation without hand shower set - Brushed Bronze

META

34 201 979 Product version from 9/1/2022

Certificates and sustainability

LGA_18

META Tub thermostat for wall-mounted installation without hand shower set - Brushed Bronze

META

34 201 979 Product version from 9/1/2022

