









MEM Wall mounted two-way diverter - Platinum

MEM

36 200 782    Product version from 4/1/2022



- Manual diverter
  - Flange 2-3/8" x 2-3/8"
  - with integrated shut-off (ADA)
- Does not allow for simultaneous use of functions**
- (ADA)
- Does not allow for simultaneous use of functions

	Platinum	36 200 782-08 0010
	Chrome	36 200 782-00 0010
	Brushed Platinum	36 200 782-06 0010
	Dark Chrome	36 200 782-19 0010
	Brushed Durabrass (23kt Gold)	36 200 782-28 0010
	Brushed Dark Platinum	36 200 782-99 0010

Required article



- Wall mounted two-way diverter -**    35 202 970-90  
•Max. rough in depth 6-1/4"    0010  
•Min. rough in depth 4-1/2"

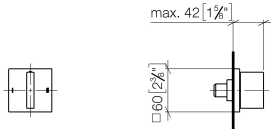


MEM Wall mounted two-way diverter - Platinum

MEM

36 200 782    Product version from 4/1/2022

mm [inches]

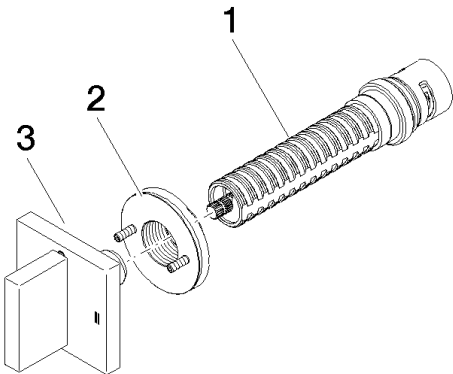


Codes & Standards

ADA	ASME A112.18.1	California Energy Commission (CEC)	cUPC
-----	----------------	------------------------------------	------

Certificates and sustainability

IAPMO\_4976 (



Spare parts list

Number	Item Number	Designation	Number of units	Lead time
1	90 90 03 306 10 90	diverter	1.00	2
3	90 20 78 002 09-08	handle	1.00	40
2	90 21 02 181 00 90	disc	1.00	2