











36 310 660 Product version from 4/1/2024

- Flange diameter 2-3/8"
- Ceramic disc cartridge




	Brushed Bronze	36 310 660-42
	Chrome	36 310 660-00
	Brushed Platinum	36 310 660-06
	Platinum	36 310 660-08
	Dark Chrome	36 310 660-19
	Light gold	36 310 660-26
	Brushed Light Gold	36 310 660-27
	Matte Black	36 310 660-33
	Brushed Chrome	36 310 660-93
	Brushed Dark Platinum	36 310 660-99

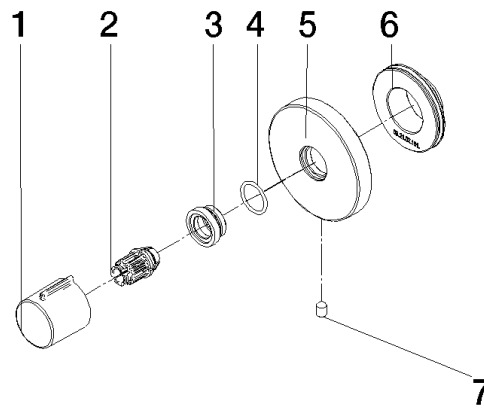
Required article



**Rough for volume control
clockwise-closing 1/2" -** 35 621 970-90
•Min. rough in depth 2-1/2" 0010
•Max. rough in depth 4-1/2"

mm [inches]





Spare parts list

Number	Item Number	Designation	Number of units	Lead time
2	09 12 12 005 90	fixing cap	1.00	2
1	09 20 98 001-42	handle	1.00	60
3	09 12 12 043-42	base	1.00	60
4	09 14 10 017 90	seal	1.00	2
5	90 27 67 021 94-42	rosette	1.00	-
Spare part can no longer be ordered, please order the replacement item				
7	09 31 11 004 90	pin	1.00	60
6	09 21 02 151 90	sleeve	1.00	2