


## Concealed thermostat with one-way diverter - Champagne (22kt Gold)

36 425 670 Product version from 6/30/2022



- Cover plate 5-7/8" x 3-1/2"
  - Temperature control handle with safety lock at 100 °F/ 38°C
  - Max. temperature can be set on the trim  
**(ADA)**
- (ADA)

	Champagne (22kt Gold)	36 425 670-47 0010
	Chrome	36 425 670-00 0010
	Brushed Platinum	36 425 670-06 0010
	Platinum	36 425 670-08 0010
	Dark Chrome	36 425 670-19 0010
	Brushed Light Gold	36 425 670-27 0010
	Brushed Durabronze (23kt Gold)	36 425 670-28 0010
	Matte Black	36 425 670-33 0010
	Brushed Champagne (22kt Gold)	36 425 670-46 0010
	Brushed Chrome	36 425 670-93 0010
	Brushed Dark Platinum	36 425 670-99 0010

### Required article



**Concealed thermostat for one- and two-way outlets -** 35 426 970-90 0010  
 •Max. rough in depth "  
 •Min. rough in depth "

### Recommended article



**xGRID Mounting bracket for drywall construction -** 12 340 970 90

### Required article



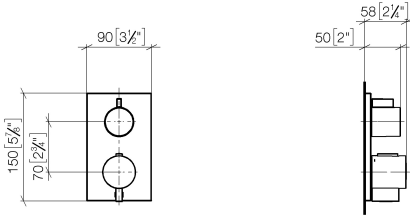
**xGRID Installation track 21.85" -** 12 360 970 90



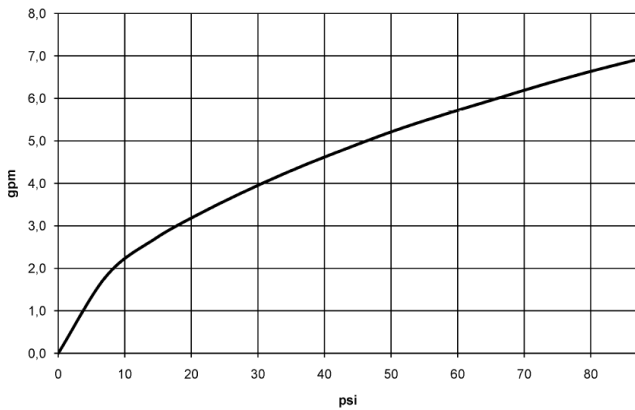
## Concealed thermostat with one-way diverter - Champagne (22kt Gold)

36 425 670 Product version from 6/30/2022

mm [inches]



### Flow rate chart



### Codes & Standards

ADA

ASME A112.18.1

ASME  
A112.18.1/CSA  
B125.1

cUPC



## Concealed thermostat with one-way diverter - Champagne (22kt Gold)

---

36 425 670 Product version from 6/30/2022

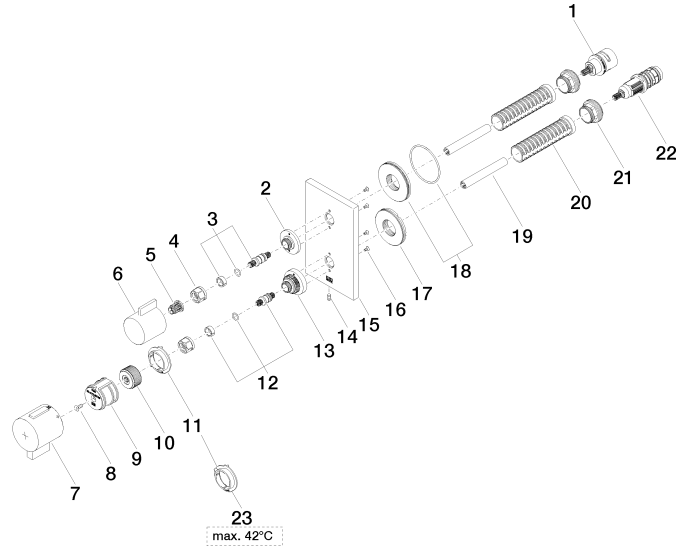
### Certificates

---

IAPMO\_4976 (

## Concealed thermostat with one-way diverter - Champagne (22kt Gold)

36 425 670 Product version from 6/30/2022





## Concealed thermostat with one-way diverter - Champagne (22kt Gold)

36 425 670 Product version from 6/30/2022

### Spare parts list

Number	Item Number	Designation	Number of units	Lead time
1	90 90 03 166 00 90	top	1	2
2	09 12 12 053-47	base	1	30
3	04 29 06 111 01-00	spindle	1	10
4	90 23 30 023 00 90	nut	2	2
5	90 12 12 002 00 90	fixing cap	1	2
6	09 20 67 006-47	handle	1	30
7	90 17 33 019 00-47	handle	1	30
8	90 30 30 124 00 90	screw	1	2
9	90 12 12 052 00 90	base	1	2
10	09 12 12 054 90	base	1	2
11	09 28 10 190 90	regulator	1	2
12	04 29 06 024 01-00	spindle	1	10
13	09 12 12 051-47	base	1	30
14	09 31 11 134 90	pin	1	2
15	09 11 02 234-47	plate	1	60
16	09 30 30 157 90	screw	4	2
17	09 30 01 296 90	disc	1	2
18	90 30 01 190 00 90	disc	1	2
19	90 23 01 124 00 90	sleeve	1	2
20	90 18 40 077 01 90	spindle	1	2
21	09 24 04 257 90	nut	1	2
22	90 15 02 013 00 90	cartridge	1	2
23	09 28 10 189 90	regulator	1	2