


## VAIA Concealed thermostat with one-way diverter - Brushed Bronze

VAIA

36 425 809



- Cover plate Ø 5-7/8"
- Temperature control handle with safety lock at 100 °F/ 38°C
- Max. temperature can be set on the trim

(ADA)

|   |                                |                    |
|---|--------------------------------|--------------------|
|  | Brushed Bronze                 | 36 425 809-42 0010 |
|  | Chrome                         | 36 425 809-00 0010 |
|  | Brushed Platinum               | 36 425 809-06 0010 |
|  | Platinum                       | 36 425 809-08 0010 |
|  | Dark Chrome                    | 36 425 809-19 0010 |
|  | Brushed Durabronze (23kt Gold) | 36 425 809-28 0010 |
|  | Brushed Champagne (22kt Gold)  | 36 425 809-46 0010 |
|  | Champagne (22kt Gold)          | 36 425 809-47 0010 |
|  | Brushed Dark Platinum          | 36 425 809-99 0010 |

### Recommended article



#### Concealed thermostat for one- and two-way outlets -

- Min. rough in depth 3-1/8"
- Max. rough in depth 5-3/8"

35 426 970-90 0010

### Recommended article



#### xGRID Mounting bracket for drywall construction -

12 340 970 90

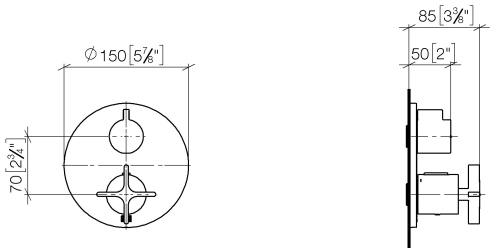
### Required article



**xGRID Installation track 21.85" -** 12 360 970 90

36 425 809

mm [inches]



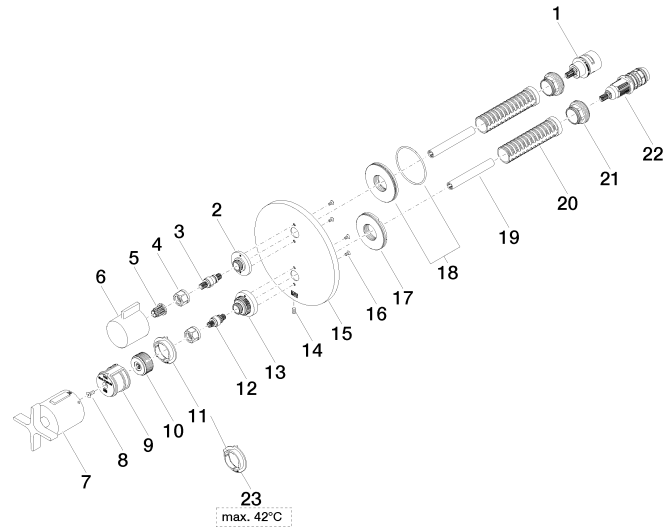
Codes & Standards

|     |                |      |
|-----|----------------|------|
| ADA | ASME A112.18.1 | cUPC |
|-----|----------------|------|

Certificates and sustainability

IAPMO\_4976 (

36 425 809





## VAIA Concealed thermostat with one-way diverter - Brushed Bronze

VAIA

36 425 809

### Spare parts list

| Number | Item Number        | Designation | Number of units | Lead time |
|--------|--------------------|-------------|-----------------|-----------|
| 3      | 04 29 06 111 01-00 | spindle     | 1.00            | 10        |
| 7      | 90 17 33 032 00-42 | handle      | 1.00            | 30        |
| 18     | 90 30 01 190 00 90 | disc        | 1.00            | 2         |
| 17     | 09 30 01 296 90    | disc        | 1.00            | 2         |
| 1      | 90 90 03 166 00 90 | top         | 1.00            | 2         |
| 6      | 09 20 67 006-42    | handle      | 1.00            | 60        |
| 14     | 09 31 11 134 90    | pin         | 1.00            | 2         |
| 16     | 09 30 30 157 90    | screw       | 4.00            | 2         |
| 2      | 09 12 12 053-42    | base        | 1.00            | 60        |
| 11     | 09 28 10 190 90    | regulator   | 1.00            | 2         |
| 13     | 09 12 12 051-42    | base        | 1.00            | 60        |
| 8      | 90 30 30 124 00 90 | screw       | 1.00            | 2         |
| 12     | 04 29 06 024 01-00 | spindle     | 1.00            | 10        |
| 21     | 09 24 04 257 90    | nut         | 2.00            | 2         |
| 5      | 90 12 12 002 00 90 | fixing cap  | 1.00            | 2         |
| 10     | 09 12 12 054 90    | base        | 1.00            | 2         |
| 19     | 90 23 01 124 00 90 | sleeve      | 2.00            | 2         |
| 15     | 09 11 02 242-42    | plate       | 1.00            | 60        |
| 22     | 90 15 02 013 00 90 | cartridge   | 1.00            | 2         |
| 9      | 90 12 12 052 00 90 | base        | 1.00            | 2         |
| 20     | 90 18 40 077 01 90 | spindle     | 2.00            | 2         |
| 4      | 90 23 30 023 00 90 | nut         | 2.00            | 2         |
| 23     | 09 28 10 189 90    | regulator   | 1.00            | 2         |