











WATER POINTS Body spray FlowReduce - Brushed Dark Platinum
SERIES-VARIOUS


36 515 979 Product version from 4/1/2024




- HORIZONTAL RAIN, flow rate max. 1.6 gpm (at 3 bar)
 - Descaling system
 - Cover plate 4-3/4" x 4-3/4"
 - This product can help a building meet the requirements of Green Building Rating Systems, e.g. LEED®, BREEAM®, DGNB
- Additional flow restrictor (2.2 gpm) included to extend spray projection.**
- Additional flow restrictor (2.2 gpm) included to extend spray projection.

	Brushed Dark Platinum	36 515 979-99
	Chrome	36 515 979-00
	Brushed Platinum	36 515 979-06
	Platinum	36 515 979-08
	Dark Chrome	36 515 979-19
	Light gold	36 515 979-26
	Brushed Light Gold	36 515 979-27
	Brushed Durabronze (23kt Gold)	36 515 979-28
	Matte Black	36 515 979-33
	Brushed Dark Brass	36 515 979-39
	Brushed Bronze	36 515 979-42
	Brushed Champagne (22kt Gold)	36 515 979-46
	Champagne (22kt Gold)	36 515 979-47
	Brushed Chrome	36 515 979-93


Required article

	Rough - • Max. rough in depth 4-3/8" • Min. rough in depth 3-3/8"	35 205 970-90 0010
---	--	--------------------


Recommended article

	xGRID Mounting bracket for drywall construction -	12 340 970 90
---	--	---------------

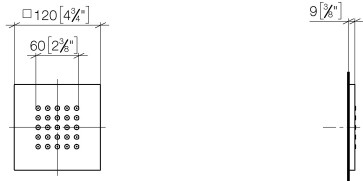
Required article

	WATER POINTS Adapter plate - • Adapter plate for mounting concealed rough parts 35 205 970 90 on the xGRID installation track.	12 305 970 90
---	--	---------------

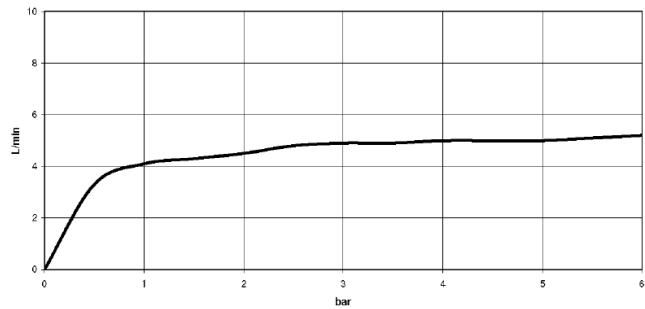
Required article

	xGRID Installation track 21.85" -	12 360 970 90
---	--	---------------

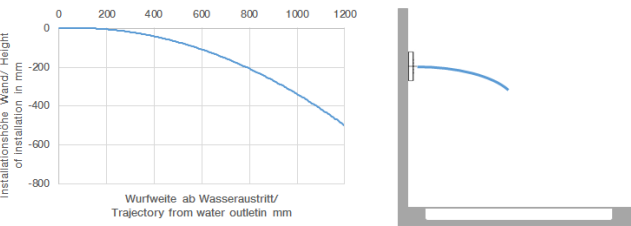
mm [inches]



Flow rate chart



Trajectory length diagram



Codes & Standards

ASME A112.18.1	California Energy Commission (CEC)	cUPC	DIN 4109
ISO 3822	Scottish Water Byelaws	UK Water Supply Regulations	Ü-Zeichen



WATER POINTS Body spray FlowReduce - Brushed Dark Platinum

SERIES-VARIOUS

36 515 979 Product version from 4/1/2024

Certificates and sustainability

LGA_18 WRAS_1304 IAPMO_4976 (



Spare parts list

Number	Item Number	Designation	Number of units	Lead time
1	09 28 01 024 90	holder	1.00	2
17	09 23 01 052 90	flow reducer	1.00	2
10	09 17 11 146 90	distributor	1.00	60
7	90 23 01 032 00 90	flow reducer	1.00	2
15	09 27 98 004-99	rosette	1.00	20
12	09 29 30 043 90	insert	1.00	2
6	09 16 01 016 90	ring	1.00	2
11	09 17 97 057 90	holder	1.00	2
14	09 14 03 117 90	seal	1.00	2
8	09 14 10 130 90	seal	1.00	2
5	09 12 12 205 90	base	1.00	2
3	09 30 30 031 90	screw	8.00	2
2	09 30 31 022 90	screw	4.00	2
16	09 31 11 048 90	pin	1.00	2
13	09 12 01 075 90	insert	1.00	2
4	09 30 11 024 90	disc	8.00	2
9	09 16 01 017 90	ring	1.00	2