







CL.1 Volume Control clockwise-closing cold 1/2" - Brushed Dark Platinum

CL.1


36 627 706 Product version up to 10/14/2020



- CASCADE structure
 - Flange 2-3/8" x 2-3/8"
 - with marking for cold
 - Ceramic disc cartridge
- (ADA)**
- (ADA)

	Brushed Dark Platinum	36 627 706-99
	Chrome	36 627 706-00
	Brushed Platinum	36 627 706-06
	Dark Chrome	36 627 706-19
	Brushed Champagne (22kt Gold)	36 627 706-46
	Champagne (22kt Gold)	36 627 706-47

Required article

	Rough for volume control 1/2" -	35 607 970-90
	•Max. rough in depth 5-7/8"	0010
	•Min. rough in depth 4-1/8"	



CL.1 Volume Control clockwise-closing cold 1/2" - Brushed Dark Platinum

CL.1

36 627 706 Product version up to 10/14/2020

mm [inches]



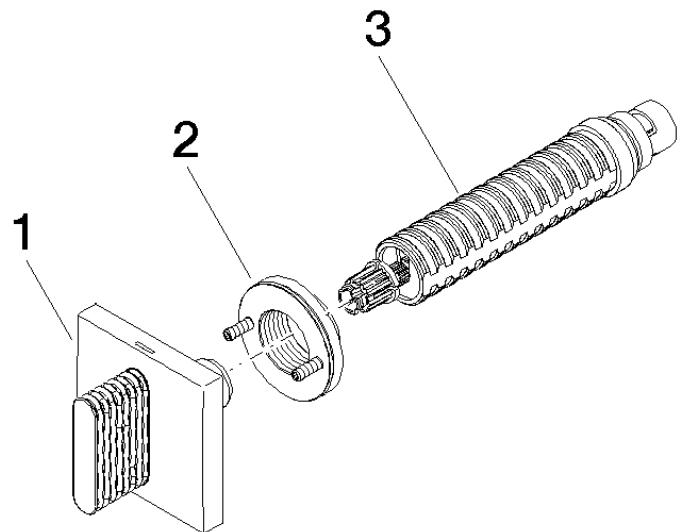
Codes & Standards

ADA	ASME A112.18.1	cUPC	DIN 4109
EN 200	ISO 3822	Scottish Water Byelaws	UK Water Supply Regulations

Ü-Zeichen

Certificates and sustainability

DVGW_DW-6501DN0	LGA_29	WRAS_2010	LGA_29	IAPMO_4976 (
-----------------	--------	-----------	--------	--------------



Spare parts list

Number	Item Number	Designation	Number of units	Lead time
1	90 20 70 053 02-99	handle (cold)	1.00	20
3	90 90 03 143 00 90	top	1.00	2
2	90 21 02 108 00 90	disc	1.00	2