








36 861 845 Product version from 4/1/2024



- 8-1/4" Projection
- Rigid spout
- Round aerated stream
- Spout hole diameter 1-1/2"
- Hole diameter single-lever mixer 2-1/4"
- Flange 3-1/8" x 3-1/8"
- Water flow rate limited to max. 1.5 gpm
- lead-free
- This product can help a building meet the requirements of Green Building Rating Systems, e.g. LEED®, BREEAM®, DGNB **(ADA)**

(ADA)

	Brushed Light Gold	36 861 845-27
	Chrome	36 861 845-00
	Brushed Platinum	36 861 845-06
	Dark Chrome	36 861 845-19
	Matte Black	36 861 845-33
	Brushed Chrome	36 861 845-93
	Brushed Dark Platinum	36 861 845-99

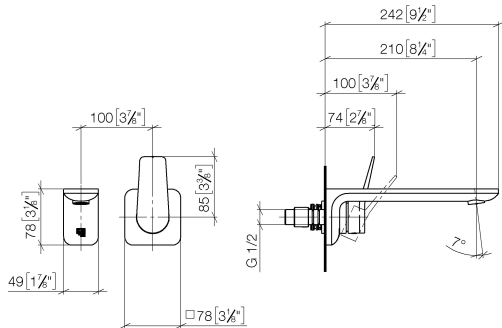
Required article



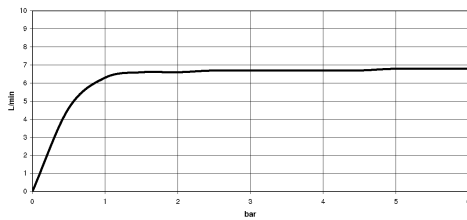
- Rough for wall-mounted faucet -** 35 860 970-90 0010
- Min. rough in depth 3-1/8"
 - Rough can be rotated to position the lever on top or to the left of the spout.
 - Max. rough in depth 3-3/4"

36 861 845 Product version from 4/1/2024

mm [inches]



Flow rate chart



Codes & Standards

ADA	EN 817	NSF372	NSF61
Scottish Water Byelaws	UK Water Supply Regulations		



LISSE Wall-mounted single-lever mixer without drain - Brushed Light Gold

LISSE

36 861 845 Product version from 4/1/2024

Certificates and sustainability

IAPMO_N-4976	DVGW_DW-6512DN0	IAPMO_6397	WRAS_2107
--------------	-----------------	------------	-----------

