

WATER SHEET Cascade spout for wall mounting - Brushed Light Gold




IMO

13 415 979



- 150mm projection
- CASCADE, max. flow rate 26.5 l/min (at 3 bar)
- cover plate 240 x 60 mm
- 1/2" connection
- plug-link mounting
- WRAS 2306001

Fits: IMO, LULU, MADISON, MEM, TARA, CL.1, LISSÉ, VAIA, META, CYO

	Brushed Light Gold	13 415 979-27
	Chrome	13 415 979-00
	Brushed Platinum	13 415 979-06
	Platinum	13 415 979-08
	Dark Chrome	13 415 979-19
	Light Gold	13 415 979-26
	Brushed Durabronze (23kt Gold)	13 415 979-28
	Matte Black	13 415 979-33
	Brushed Bronze	13 415 979-42
	Brushed Champagne (22kt Gold)	13 415 979-46
	Champagne (22kt Gold)	13 415 979-47
	Brushed Chrome	13 415 979-93
	Brushed Dark Platinum	13 415 979-99

Required miscellaneous

Concealed adapter -

35 080 970-90
0010

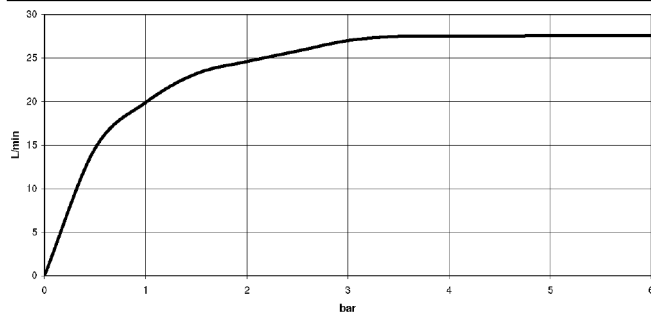


13 415 979

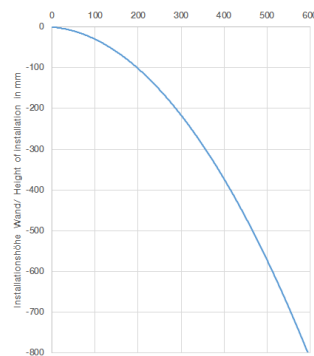
mm [inches]



Flow rate chart



Trajectory diagram



Codes & Standards

ASME
A112.18.1/CSA
B125.1

Scottish Water
Byelaws

UK Water Supply
Regulations



WATER SHEET Cascade spout for wall mounting - Brushed Light Gold

IMO

13 415 979

Certificates

WRAS_2306

Product version from 10/1/2023





WATER SHEET Cascade spout for wall mounting - Brushed Light Gold

IMO

13 415 979

Spare parts list

Product version from 10/1/2023

No.	Item Number	Name	Quantity used	Delivery time
	09 23 01 057 90	flow reducer	14	2