

## WATER FALL Cascade spout with individual jets for wall mounting - Champagne (22kt Gold)

IMO

13 425 979



- 22mm projection
- PEARLSTREAM
- plate 240 mm x 60 mm
- connection 1/2", for shortening
- plug-link mounting
- Max. flow rate 9.5 l/min (at 3 bar)

Fits: IMO, LULU, MADISON, MEM, TARA,  
CL.1, LISSÉ, VAIA, META, CYO

	Champagne (22kt Gold)	13 425 979-47
	Chrome	13 425 979-00
	Brushed Platinum	13 425 979-06
	Platinum	13 425 979-08
	Dark Chrome	13 425 979-19
	Light Gold	13 425 979-26
	Brushed Light Gold	13 425 979-27
	Brushed Durabronze (23kt Gold)	13 425 979-28
	Matte Black	13 425 979-33
	Brushed Bronze	13 425 979-42
	Brushed Champagne (22kt Gold)	13 425 979-46
	Brushed Chrome	13 425 979-93
	Brushed Dark Platinum	13 425 979-99

### Required miscellaneous

**Concealed adapter -**

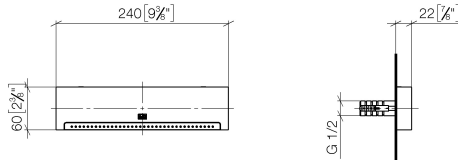
35 080 970-90  
0010



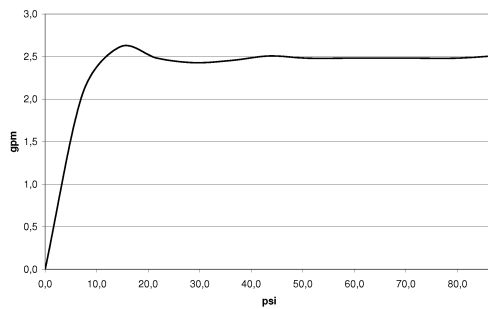
# WATER FALL Cascade spout with individual jets for wall mounting - Champagne (22kt Gold)

IMO

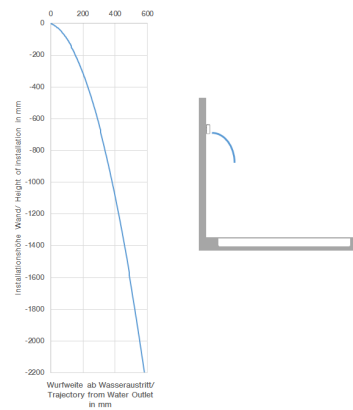
13 425 979  
mm [inches]



Flow rate chart



Trajectory diagram



## Codes & Standards

ASME  
A112.18.1/CSA  
B125.1

DIN 4109

ISO 3822

Ü-Zeichen



## WATER FALL Cascade spout with individual jets for wall mounting - Champagne (22kt Gold)

---

IMO

13 425 979

Certificates

---

LGA\_19

# WATER FALL Cascade spout with individual jets for wall mounting - Champagne (22kt Gold)

IMO

13 425 979

**Product version from 10/1/2023**





WATER FALL Cascade spout with individual jets for wall mounting -  
Champagne (22kt Gold)

IMO

13 425 979

Spare parts list

Product version from 10/1/2023

No.	Item Number	Name	Quantity used	Delivery time
	04 30 31 024 01 90	fixing set	9	2