


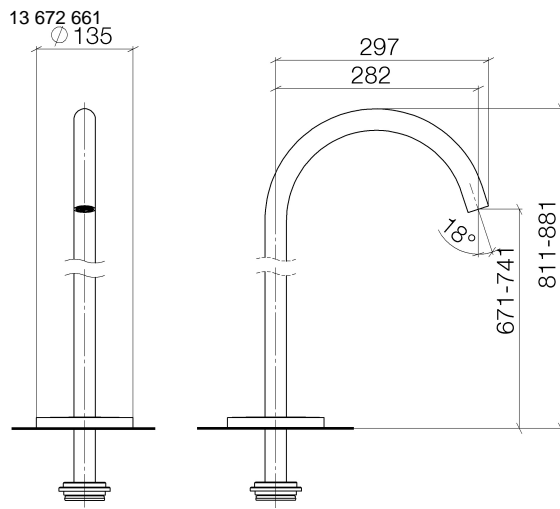
META Bath spout without diverter for free-standing assembly - Brushed Chrome

META

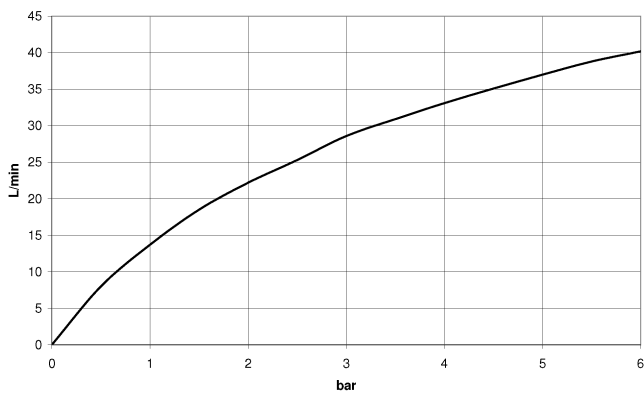
13 672 661			
	<ul style="list-style-type: none"> <li>• 282mm projection</li> <li>• circular normal flow</li> <li>• total height 811 - 881 mm</li> <li>• height up to aerator 671 – 741 mm</li> <li>• slide-on rosettes Ø 135 mm</li> <li>• max. flow 28.6 l/min at 3 bar flow pressure</li> </ul>	<div>            Brushed Chrome         </div> <div>            Chrome         </div> <div>            Brushed Platinum         </div> <div>            Dark Chrome         </div> <div>            Light Gold         </div> <div>            Brushed Light Gold         </div> <div>            Matte Black         </div> <div>            Brushed Bronze         </div> <div>            Brushed Dark Platinum         </div>	<div>13 672 661-93</div> <div>13 672 661-00</div> <div>13 672 661-06</div> <div>13 672 661-19</div> <div>13 672 661-26</div> <div>13 672 661-27</div> <div>13 672 661-33</div> <div>13 672 661-42</div> <div>13 672 661-99</div>

## META Bath spout without diverter for free-standing assembly - Brushed Chrome

META



### Flow rate chart



### Codes & Standards

ASME  
A112.18.1/CSA  
B125.1



META Bath spout without diverter for free-standing assembly - Brushed Chrome

META

13 672 661

Certificates

LGA\_18272.

WRAS\_2001026.

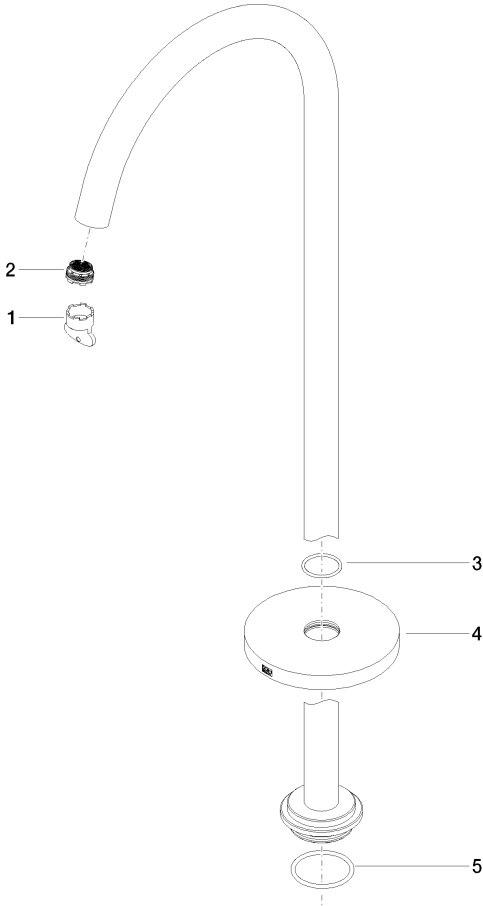
IAPMO\_4976 (2).

META Bath spout without diverter for free-standing assembly - Brushed Chrome

META

13 672 661

Parts for other finishes can be found here: [Chrome](#)



Spare parts list

No.	Item Number	Name	Quantity used	Delivery time
1	04 30 09 027 00 90	key	1	2
2	09 29 03 127 90	aerator	1	60
3	09 14 10 101 90	seal	1	2
4	09 27 85 003-93	rosette	1	20
5	09 14 10 084 90	seal	1	2