








MEM Bath spout without diverter for free-standing assembly - Chrome MEM

13 672 780



- 280mm projection
- cascade
- total height 830 - 900 mm
- height up to aerator 665 – 735 mm
- push-on rosette 130 x 130 mm
- max. flow 47.8 l/min at 3 bar flow pressure

| | | |
|---|--------------------------------|---------------|
|  | Chrome | 13 672 780-00 |
|  | Brushed Platinum | 13 672 780-06 |
|  | Platinum | 13 672 780-08 |
|  | Dark Chrome | 13 672 780-19 |
|  | Brushed Durabronze (23kt Gold) | 13 672 780-28 |
|  | Brushed Champagne (22kt Gold) | 13 672 780-46 |
|  | Champagne (22kt Gold) | 13 672 780-47 |

Required miscellaneous



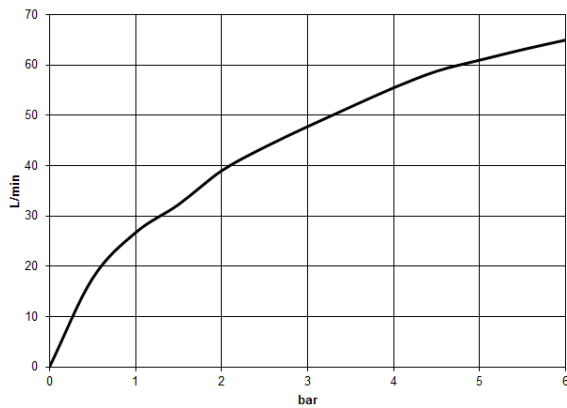
- Concealed floor mounting -** 35 949 970-90
- max. recess depth 150 mm 0010
 - min. recess depth 80 mm

13 672 780

mm [inches]



Flow rate chart



Codes & Standards

ASME
A112.18.1/CSA
B125.1



MEM Bath spout without diverter for free-standing assembly - Chrome

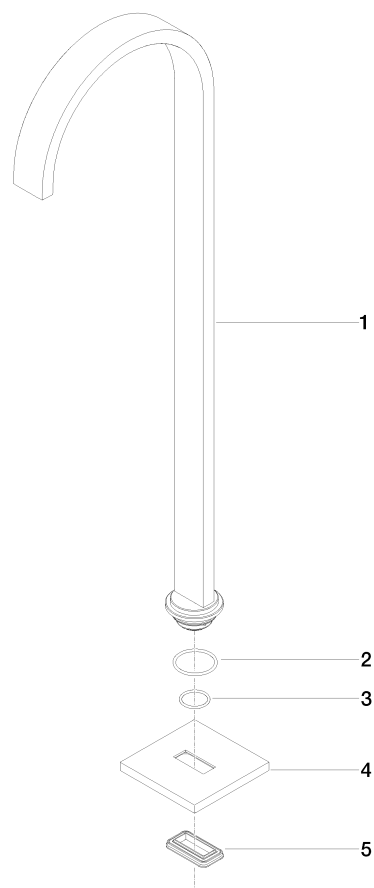
MEM

13 672 780

Certificates

IAPMO_4976 (6). WRAS_2005008. LGA_18079.

13 672 780



Spare parts list

| No. | Item Number | Name | Quantity used | Delivery time |
|-----|--------------------|---------|---------------|---------------|
| 1 | 04 28 22 183 00-00 | spout | 1 | 60 |
| 2 | 09 14 10 084 90 | seal | 1 | 2 |
| 3 | 09 14 10 018 90 | seal | 1 | 2 |
| 4 | 09 27 78 022-00 | rosette | 1 | 10 |
| 5 | 09 14 03 106 90 | seal | 1 | 2 |