








## MEM Bath spout without diverter for free-standing assembly - Champagne (22kt Gold)

MEM

13 672 780



- 280mm projection
- cascade
- total height 830 - 900 mm
- height up to aerator 665 – 735 mm
- push-on rosette 130 x 130 mm
- max. flow 47.8 l/min at 3 bar flow pressure
- WRAS 2005008

	Champagne (22kt Gold)	13 672 780-47
	Chrome	13 672 780-00
	Brushed Platinum	13 672 780-06
	Platinum	13 672 780-08
	Dark Chrome	13 672 780-19
	Brushed Durabronze (23kt Gold)	13 672 780-28
	Brushed Champagne (22kt Gold)	13 672 780-46

### Required miscellaneous



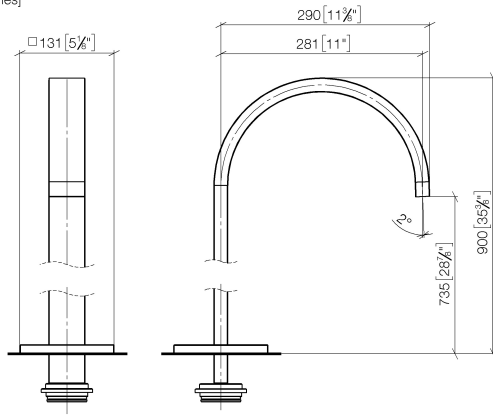
- Concealed floor mounting -**
- max. recess depth 150 mm
  - min. recess depth 80 mm

35 949 970-90  
0010

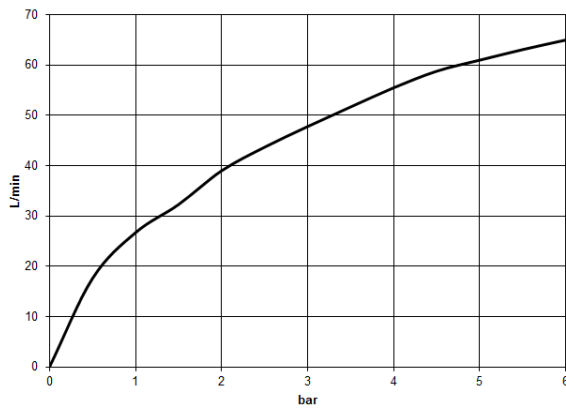
## MEM Bath spout without diverter for free-standing assembly - Champagne (22kt Gold)

MEM

13 672 780  
mm [inches]



### Flow rate chart



### Codes & Standards

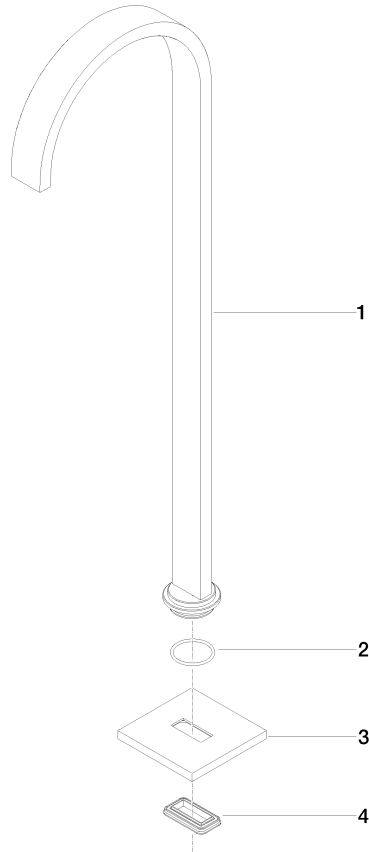
ASME  
A112.18.1/CSA  
B125.1

MEM Bath spout without diverter for free-standing assembly - Champagne  
(22kt Gold)

MEM

13 672 780

**Product version from 9/30/2005**





MEM Bath spout without diverter for free-standing assembly - Champagne  
(22kt Gold)

MEM

13 672 780

Spare parts list

Product version from 9/30/2005

No.	Item Number	Name	Quantity used	Delivery time
	04 28 22 183 00-47	spout	4	30