

META Pillar tap cold water - Matte Black

META

17 500 662



- 123mm projection
- fixed spout
- circular, air-enriched flow
- height of mixer 232 mm
- height up to aerator 159 mm
- hole diameter 35 mm
- 1/2" connection
- rosette Ø 60 mm
- max. flow 4.5 l/min
- lead-free
- This product can help a building meet the requirements of Green Building Rating Systems, e.g. LEED®, BREEAM®, DGNB

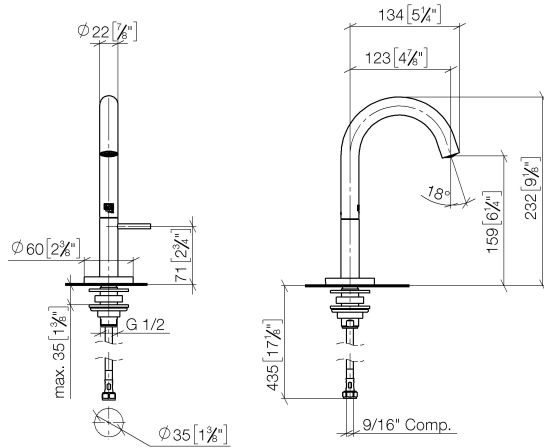
	Matte Black	17 500 662-33 0010
	Chrome	17 500 662-00 0010
	Brushed Platinum	17 500 662-06 0010
	Light Gold	17 500 662-26 0010
	Brushed Light Gold	17 500 662-27 0010
	Brushed Bronze	17 500 662-42 0010
	Brushed Champagne (22kt Gold)	17 500 662-46 0010
	Champagne (22kt Gold)	17 500 662-47 0010
	Brushed Chrome	17 500 662-93 0010
	Brushed Dark Platinum	17 500 662-99 0010

META Pillar tap cold water - Matte Black

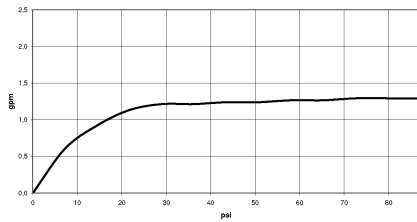
META

17 500 662


mm [inches]



Flow rate chart



Codes & Standards

ASME A112.18.1	California Energy Commission (CEC)	cUPC	EPA WaterSense
NSF372	NSF61	Water Sense	WaterSense 



META Pillar tap cold water - Matte Black

META

17 500 662

Certificates

IAPMO_4976

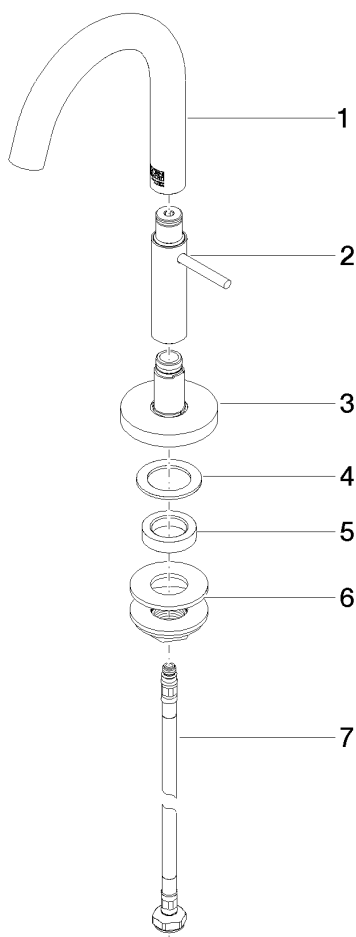
IAPMO_8834

IAPMO_N-4

IAPMO_6

Product version from 5/1/2022

Parts for other
finishes can be found
here: [Chrome](#)





META Pillar tap cold water - Matte Black

META

17 500 662

Spare parts list

Product version from 5/1/2022

No.	Item Number	Name	Quantity used	Delivery time
	90 28 22 389 00-33	spout	7	30