








## META Pillar tap cold water - Brushed Dark Platinum

META

17 500 662



- 123mm projection
- fixed spout
- circular, air-enriched flow
- height of mixer 232 mm
- height up to aerator 159 mm
- hole diameter 35 mm
- 1/2" connection
- rosette Ø 60 mm
- max. flow 4.5 l/min
- lead-free
- This product can help a building meet the requirements of Green Building Rating Systems, e.g. LEED®, BREEAM®, DGNB

	Brushed Dark Platinum	17 500 662-99 0010
	Chrome	17 500 662-00 0010
	Brushed Platinum	17 500 662-06 0010
	Light Gold	17 500 662-26 0010
	Brushed Light Gold	17 500 662-27 0010
	Matte Black	17 500 662-33 0010
	Brushed Bronze	17 500 662-42 0010
	Brushed Champagne (22kt Gold)	17 500 662-46 0010
	Champagne (22kt Gold)	17 500 662-47 0010
	Brushed Chrome	17 500 662-93 0010

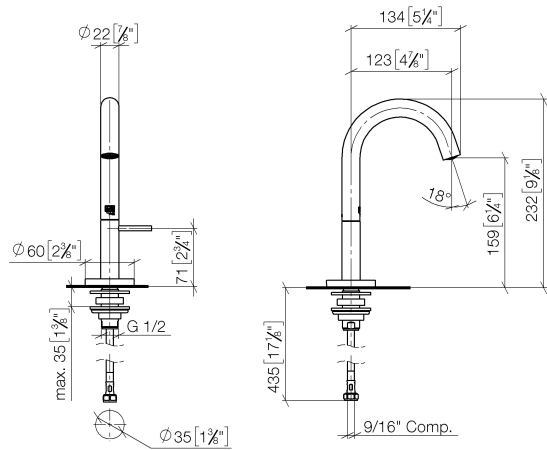


META Pillar tap cold water - Brushed Dark Platinum

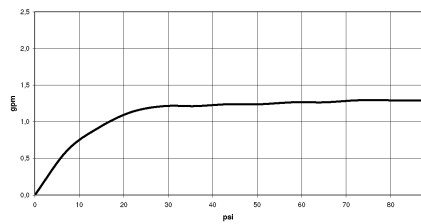
META

17 500 662


mm [inches]



Flow rate chart



Codes & Standards

ASME A112.18.1	California Energy Commission (CEC)	cUPC	EPA WaterSense
NSF372	NSF61	Water Sense	WaterSense 



## META Pillar tap cold water - Brushed Dark Platinum

---

META

17 500 662

### Certificates

---

IAPMO\_4976

IAPMO\_8834

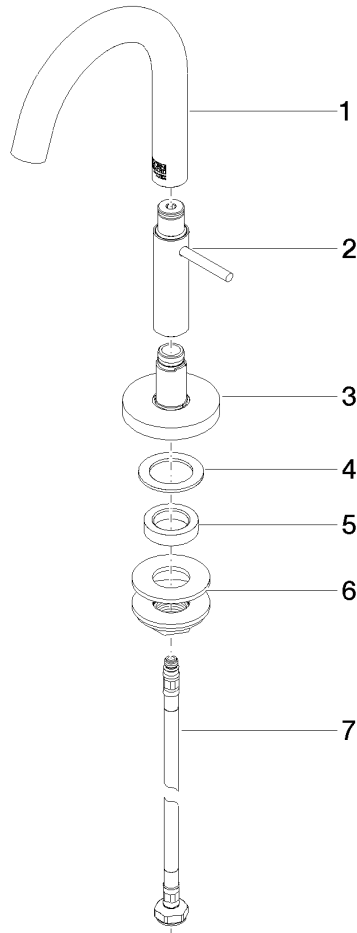
IAPMO\_N-4

IAPMO\_6

17 500 662

**Product version from 5/1/2022**

Parts for other  
finishes can be found  
here: [Chrome](#)





## META Pillar tap cold water - Brushed Dark Platinum

META

17 500 662

### Spare parts list

#### Product version from 5/1/2022

No.	Item Number	Name	Quantity used	Delivery time
	90 28 22 389 00-99	spout	7	30