

CL.1 Deck valve anti-clockwise closing hot - Brushed Dark Platinum

CL.1

20 001 706

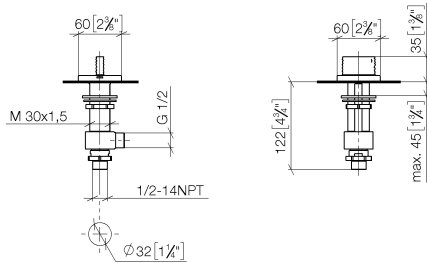


- with WAVES structure
- hole diameter 32 mm
- rosette 60 x 60 mm
- with hot marking
- WRAS 2103001

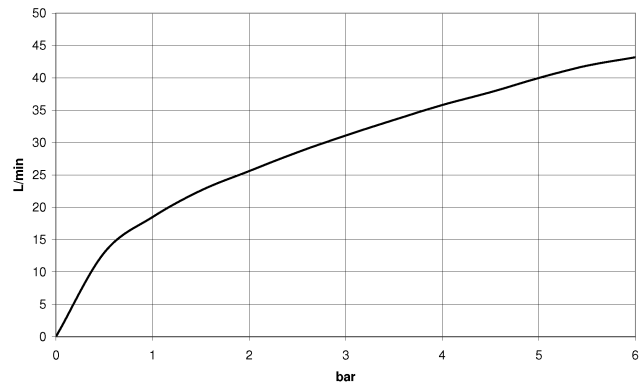
| | | |
|--|-------------------------------|---------------|
|  | Brushed Dark Platinum | 20 001 706-99 |
|  | Chrome | 20 001 706-00 |
|  | Brushed Platinum | 20 001 706-06 |
|  | Dark Chrome | 20 001 706-19 |
|  | Brushed Champagne (22kt Gold) | 20 001 706-46 |
|  | Champagne (22kt Gold) | 20 001 706-47 |

20 001 706

mm [inches]



Flow rate chart



Codes & Standards

| | | | |
|----------|----------------|---------------------------|-----------------------------|
| ADA | ASME A112.18.1 | ASME A112.18.1/CSA B125.1 | cUPC |
| DIN 4109 | ISO 3822 | Scottish Water Byelaws | UK Water Supply Regulations |

Ü-Zeichen



CL.1 Deck valve anti-clockwise closing hot - Brushed Dark Platinum

CL.1

20 001 706

Certificates

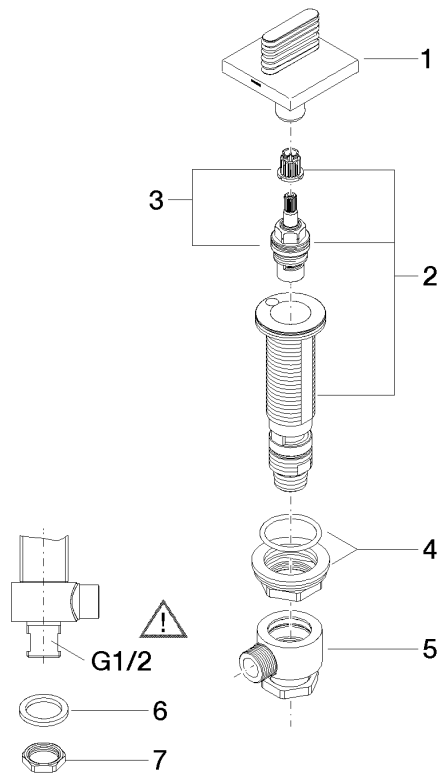
IAPMO_4976

WRAS_2103

LGA_28

Product version from 3/9/2015

Parts for other
finishes can be found
here: [Chrome](#)





CL.1 Deck valve anti-clockwise closing hot - Brushed Dark Platinum

CL.1

20 001 706

Spare parts list

Product version from 3/9/2015

| No. | Item Number | Name | Quantity used | Delivery time |
|-----|--------------------|----------------|---------------|---------------|
| | 90 20 70 055 05-99 | handle (hot) | 8 | 30 |